


Coaxial Low Pass Filter

DC to 225 MHz

NEW!
VLF-225



CASE STYLE: FF704
PRICE: \$19.95 ea. QTY (10-24)

Maximum Ratings

Operating Temperature	-55°C to 100°C
Storage Temperature	-55°C to 100°C
RF Power Input	8.5*W max. at 25°C
DC Current Input to Output	0.5A max. at 25°C

*Passband rating, derate linearly to 3.5W at 100°C ambient.

Features

- low cost
- small size
- 7 sections
- temperature stable
- patent pending

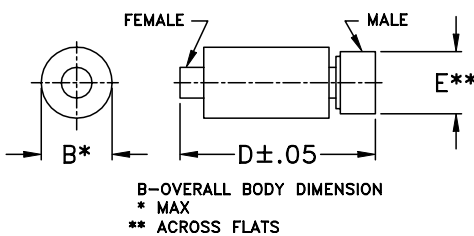
Applications

- harmonic rejection
- transmitters/receivers
- lab use

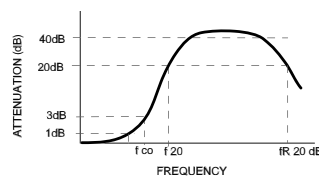
Low Pass Filter Electrical Specifications (T_{AMB}=25°C)

MODEL NO.	PASSBAND (MHz) (loss < 1 dB) Max.	f _{co} , MHz Nom. (loss 3 dB) Typ.	STOP BAND (MHz) (loss, dB)			VSWR (:1)		NO. OF SECTIONS
			f 20 Min.	40 Typ.	f _r 20 Typ.	Stopband Typ.	Passband Typ.	
VLF-225	DC-225	350	460	510-2500	5500	20	1.2	7

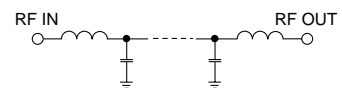
Outline Drawing



typical frequency response



schematic



Typical Performance Data at 25°C

Frequency (MHz)	Insertion Loss (dB)	VSWR (:1)
1.00	0.09	1.02
100.00	0.36	1.04
250.00	0.89	1.03
350.00	2.70	1.91
440.00	31.16	12.52
510.00	42.44	19.32
1000.00	49.75	54.29
1500.00	66.15	72.39
2500.00	41.71	59.91
3000.00	34.59	56.04
3500.00	30.04	51.10
4000.00	26.30	33.42
4500.00	23.26	20.45
5000.00	21.80	26.33
5500.00	20.10	19.32

Outline Dimensions (inch/mm)

B	D	E	wt.
inch	inch	inch	grams
.410	1.43	.312	10.0
10.41	36.32	7.92	

