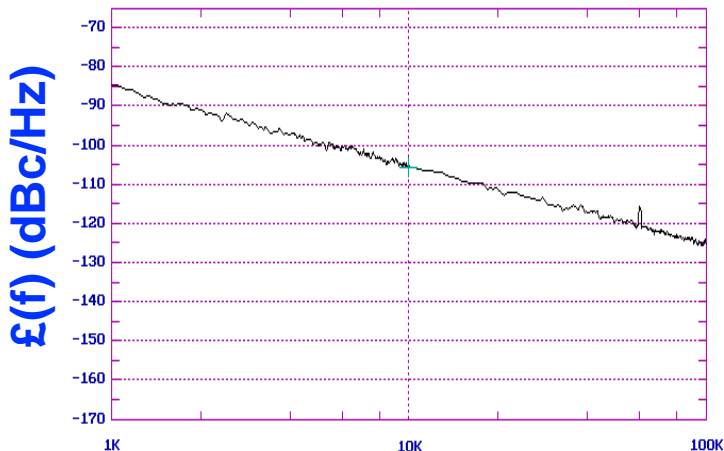




**PHASE NOISE (1 Hz BW, typical)**



**FEATURES**

- Frequency Range: 150 - 200 MHz
- Tuning Voltage: 0.5-4.5 Vdc
- MINI-16 - Style Package

**APPLICATIONS**

- RF Modems
- Earthstations
- Test Instrumentation

**OFFSET (Hz)**

**PERFORMANCE SPECIFICATIONS**

	VALUE	UNITS
Oscillation Frequency Range	150 - 200	MHz
Phase Noise @ 10 kHz offset (1 Hz BW, typ.)	-105	dBc/Hz
Harmonic Suppression (2nd, typ.)	-10	dBc
Tuning Voltage	0.5-4.5	Vdc
Tuning Sensitivity (avg.)	17	MHz/V
Power Output	1.5±3.5	dBm
Load Impedance	50	Ω
Input Capacitance (max.)	550	pF
Pushing	<2	MHz/V
Pulling ( 14dB Return Loss, Any Phase)	<2	MHz
Operating Temperature Range	-30 to 85	°C
Package Style	MINI-16	

**POWER SUPPLY REQUIREMENTS**

Supply Voltage (Vcc, nom.)	4.75	Vdc
Supply Current (Icc, typ.)	8	mA

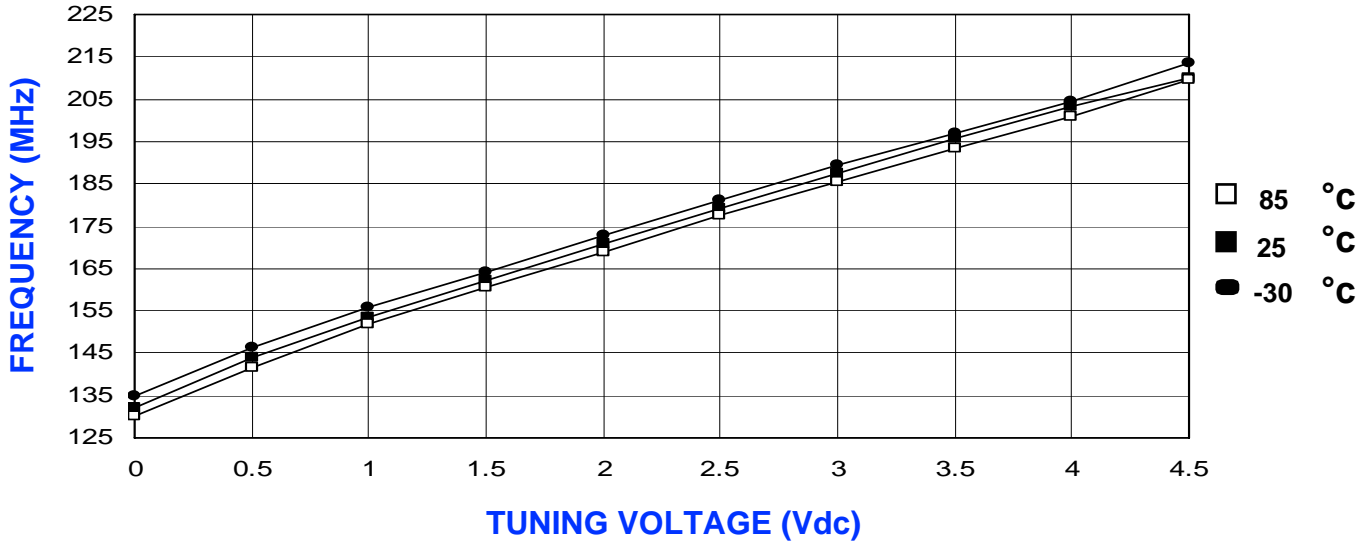
All specifications are typical unless otherwise noted and subject to change without notice.

**APPLICATION NOTES**

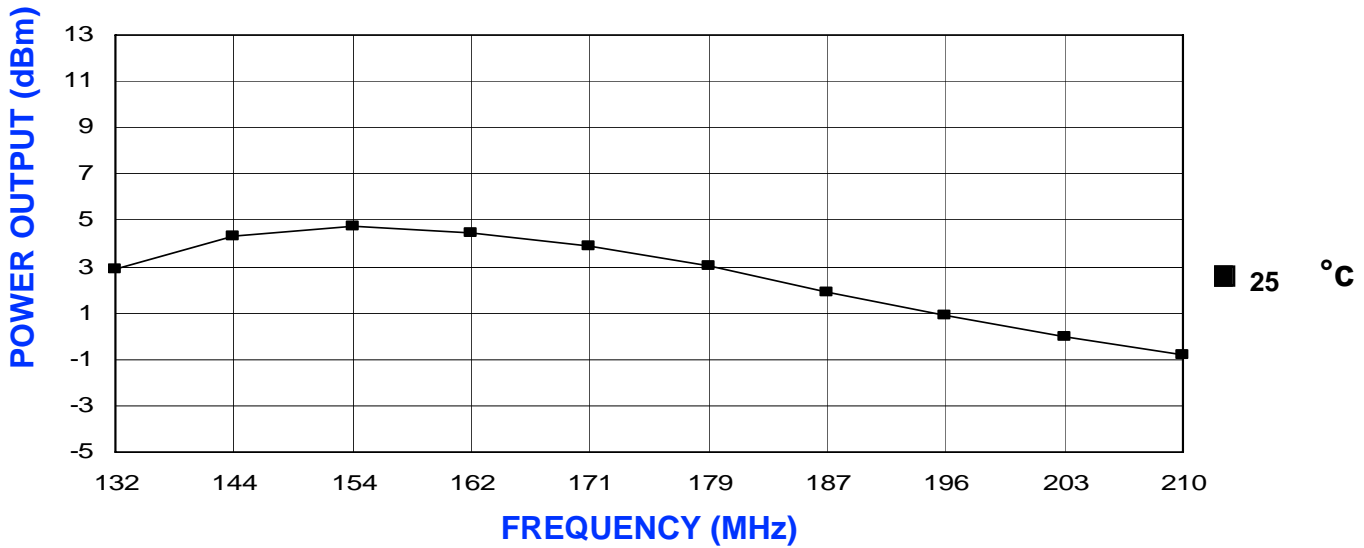
- AN-100/1 : Mounting and Grounding of VCOs
- AN-102 : Proper Output Loading of VCOs
- AN-107 : How to Solder Z-COMM VCOs

**NOTES:**

TUNING CURVE, typ.



POWER CURVE, typ.



PHYSICAL DIMENSIONS

