

POWER ZENERS

1 Watt, Industrial

UZ8706 SERIES
UZ8806 SERIES

FEATURES

- High Surge Ratings
- A Quarter the Size of Conventional 1 Watt Zeners
- Impervious to Moisture

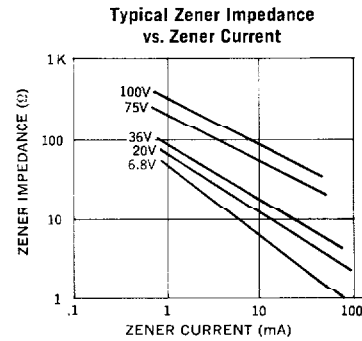
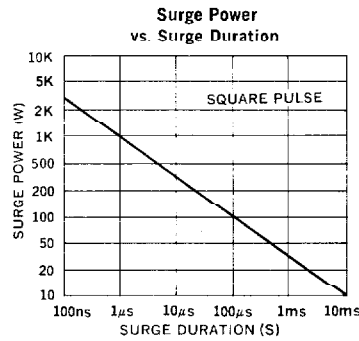
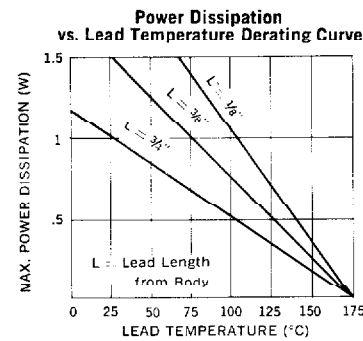
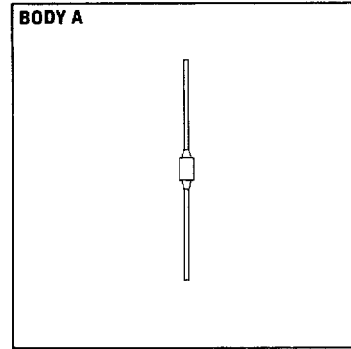
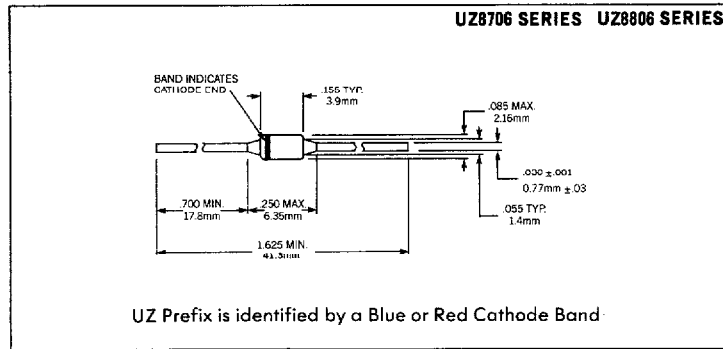
DESCRIPTION

One watt zener diodes, hermetically sealed in glass.

ABSOLUTE MAXIMUM RATINGS

Zener Voltage, V_z	6.8 to 200V
Continuous Current	See Table
Surge Current (8.3ms)	See Table
Surge Power	See Graph
Power	See Lead Temperature Derating Curve
Storage and Operating Temperature	-65°C to +175°C

MECHANICAL SPECIFICATIONS



Type		Electrical Specifications at 25°C							Maximum Ratings	
		Nominal Zener Voltage † V _Z @ I _{ZT}	Test Current I _{ZT}	Max. Zener Impedance § Z _Z @ I _{ZT}	Maximum Reverse Leakage Current			Typ. Temp. Coefficient T.C. @ I _{ZT}	Maximum Continuous Current * I _{ZM}	Maximum Surge Current ‡ I _S
					I _R @ V _R	± 5% V _R	± 10% V _R			
± 5% Tolerance	± 10% Tolerance	Volts	mA	Ohms	µA	Volts	Volts	%/°C	mA	Amps
UZ 8706	UZ 8806	6.8	37	3.5	2.0	5.2	4.9	0.04	140	5.00
UZ 8707	UZ 8807	7.5	34	4.0	30	5.7	5.4	0.04	125	4.50
UZ 8708	UZ 8808	8.2	31	4.5	10	6.2	5.9	0.05	115	3.90
UZ 8709	UZ 8809	9.1	28	5.0	3.0	6.9	6.6	0.05	105	3.37
UZ 8710	UZ 8810	10	25	7.0	2.0	7.6	7.2	0.06	95	2.77
UZ 8712	UZ 8812	12	23	9.0	1.0	9.1	8.6	0.07	85	2.25
UZ 8713	UZ 8813	13	21	10	0.5	9.9	9.3	0.07	80	2.25
UZ 8714	UZ 8814	14	19	12	0.5	10.6	10.1	0.07	74	2.25
UZ 8715	UZ 8815	15	17	14	0.5	11.4	10.8	0.07	63	1.65
UZ 8716	UZ 8816	16	15.5	16	0.5	12.1	11.5	0.07	60	1.65
UZ 8718	UZ 8818	18	14.0	20	0.5	13.7	12.9	0.08	52	1.12
UZ 8720	UZ 8820	20	12.5	22	0.5	15.2	14.4	0.08	47	1.12
UZ 8722	UZ 8820	22	11.5	23	0.5	16.7	15.8	0.08	43	1.12
UZ 8724	UZ 8824	24	10.5	25	0.5	18.2	17.3	0.08	40	0.825
UZ 8727	UZ 8827	27	9.5	35	0.5	20.5	19.4	0.09	35	0.825
UZ 8730	UZ 8830	30	8.5	40	0.5	22.8	21.6	0.09	31	0.825
UZ 8733	UZ 8833	33	7.5	45	0.5	25.1	23.7	0.09	28	0.675
UZ 8736	UZ 8836	36	7.0	50	0.5	27.3	25.9	0.09	26	0.562
UZ 8740	UZ 8840	40	6.5	62	0.5	30.4	28.8	0.095	24	0.562
UZ 8745	UZ 8845	45	6.0	75	0.5	34.2	32.4	0.095	22	0.450
UZ 8750	UZ 8850	50	5.0	85	0.5	38.0	36.0	0.095	20	0.450
UZ 8756	UZ 8856	56	4.5	110	0.5	42.5	40.3	0.095	17	0.390
UZ 8760	UZ 8860	60	4.0	125	0.5	45.6	43.2	0.095	15	0.337
UZ 8770	UZ 8870	70	3.7	150	0.5	53.2	50.4	0.095	14	0.337
UZ 8775	UZ 8875	75	3.3	175	0.5	57.0	54.0	0.095	12	0.277
UZ 8780	UZ 8880	80	3.0	200	0.5	60.8	57.6	0.095	11	0.225
UZ 8790	UZ 8890	90	2.8	250	0.5	68.4	64.8	0.095	10	0.225
UZ 8110	UZ 8210	100	2.5	350	0.5	76.0	72.0	0.10	9.5	0.225
UZ 8111	UZ 8211	110	2.3	450	0.5	83.6	79.2	0.10	8.5	0.165
UZ 8112	UZ 8212	120	2.0	550	0.5	91.2	86.4	0.10	8.0	0.112
UZ 8113	UZ 8213	130	1.9	700	0.5	98.8	93.6	0.10	7.2	0.112
UZ 8114	UZ 8214	140	1.8	850	0.5	106	100	0.10	6.8	0.112
UZ 8115	UZ 8215	150	1.7	1000	0.5	114	108	0.10	6.3	0.112
UZ 8116	UZ 8216	160	1.6	1100	0.5	121	115	0.10	5.9	0.082
UZ 8117	UZ 8217	170	1.5	1200	0.5	129	122	0.10	5.6	0.082
UZ 8118	UZ 8218	180	1.4	1300	0.5	137	129	0.10	5.2	0.056
UZ 8119	UZ 8219	190	1.3	1400	0.5	144	137	0.10	5.0	0.056
UZ 8120	UZ 8220	200	1.2	1500	0.5	152	144	0.10	4.7	0.056

4

†All zener voltages are measured with an automated test set using a 35 millisecond test time. Longer or shorter test times will have a corresponding effect on the measured value due to heating effects.

§Zener impedance is derived from the 60-cycle AC voltage created when AC current with RMS value of 10% of DC zener test current is superimposed on the test current.

*Ratings are based on free air. T_A is 25°C. For use at 1.5 watts see derating curve.

‡Figures shown are for a peak sinusoidal surge current of 8.3 ms duration using 60 cycle AC. The 8.3 ms square pulse rating is 71% of the value shown.