

■ Features

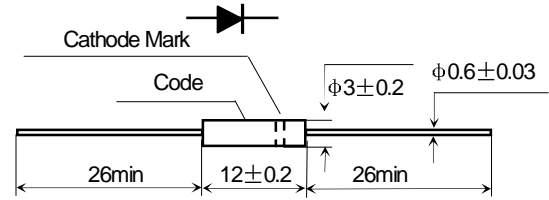
- Supersmall size
- High reliability
- High speed switching



■ Applications

- Rectification for high voltage power supply of color T.V.
- Rectification for high voltage power supply of CRT display.
- Others

■ Outline Dimensions and Mark

Unit: mm



Type	Code	Cathode Mark
2CL75	T-75	
2CL76	T-76	

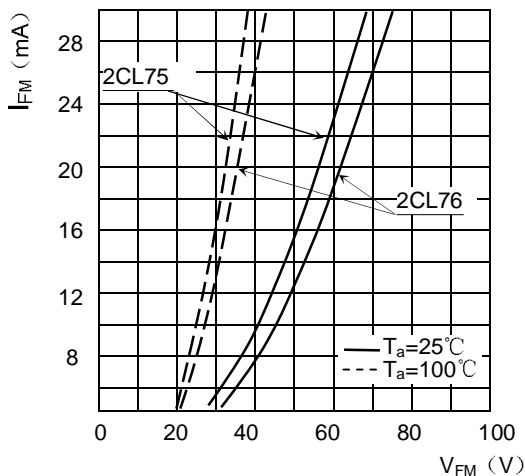
■ Limiting Values (Absolute Maximum Rating)

Item	Symbol	Unit	2CL75	2CL76
Repetitive Peak Reverse Voltage	$V_{RRM}$	kV	16	18
Non-Repetitive Peak Reverse Voltage	$V_{RSM}$	kV	20	22
Average Forward Current	$I_{F(AV)}$	mA	5	(50Hz Half-sine wave, Resistance load, $T_a=25^\circ\text{C}$ )
Surge(Non-repetitive)Forward Current	$I_{FSM}$	A	0.5	(50Hz Half-sine wave, 1cycle, $T_a=25^\circ\text{C}$ )
Operating Ambient Temperature	$T_a$	$^\circ\text{C}$	-40 ~ +100	
Storage Temperature	$T_{stg}$	$^\circ\text{C}$	-40 ~ +120	
Virtual Junction Temperature	$T_{(vj)}$	$^\circ\text{C}$	120	

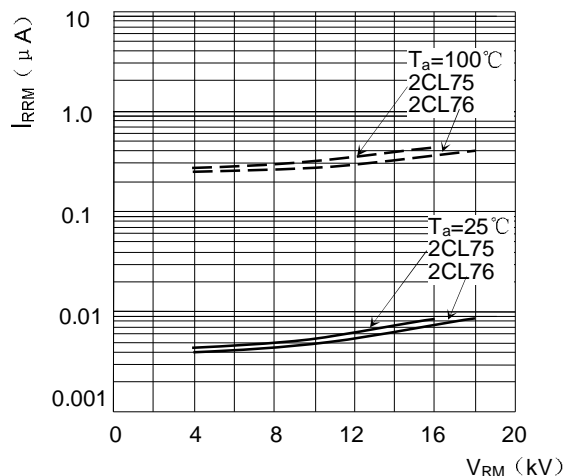
■ Electrical Characteristics ( $T_a=25^\circ\text{C}$  Unless otherwise specified)

Item	Symbol	Unit	Test Condition	Max	
				2CL75	2CL76
Peak Forward Voltage	$V_{FM}$	V	$I_{FM}=10\text{mA}$	60	66
Peak Reverse Current	$I_{RRM1}$	$\mu\text{A}$	$V_{RM}=V_{RRM}$	$T_a=25^\circ\text{C}$	2
	$I_{RRM2}$			$T_a=100^\circ\text{C}$	5
Reverse Recovery Time	$t_{rr}$	$\mu\text{s}$	$I_F=2\text{mA}$ $I_{RM}=4\text{mA}$	0.08	

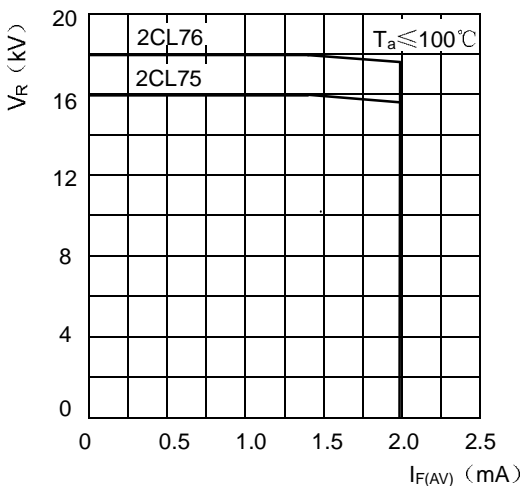
■ Characteristics(Typical)



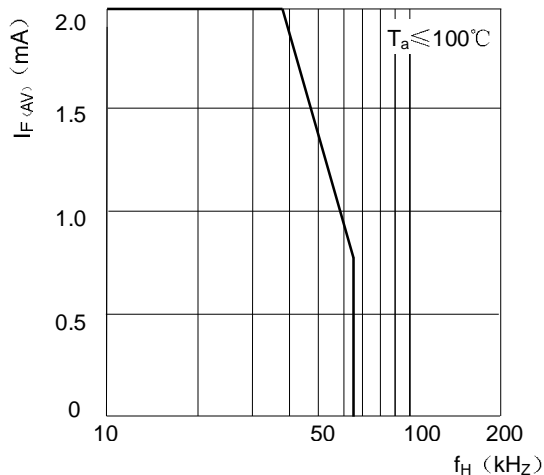
Forward Characteristics



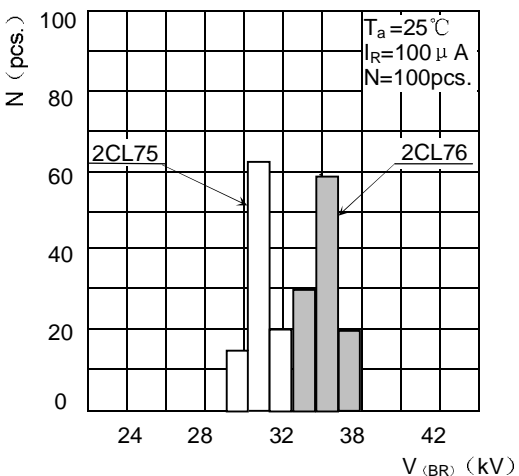
Reverse Characteristics



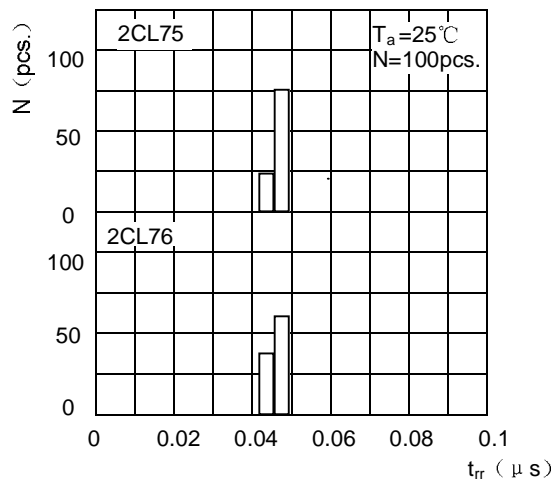
$V_R - I_{F(AV)}$  Curve



$I_{F(AV)} - f_H$  Curve



Breakdown Voltage Distribution



Reverse Recovery Time Distribution