



SVC203CP

Varactor Diode for FM Low-Voltage Electronic Tuning Use

Features

- Dual type with a good linearity of C-V characteristic. Excels in large input characteristics.
- Small-sized package (CP) usable in ultrasmall-sized sets (surface mount type).
- Applicable to FM wide band due to high capacitance ratio ($V_R=1.5$ to $9V$).

Absolute Maximum Ratings at $T_a=25^\circ C$

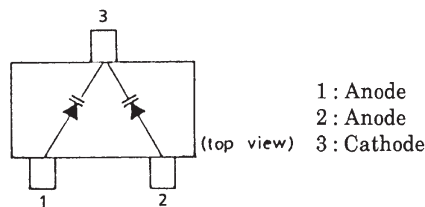
			unit
Reverse Voltage	V_R	16	V
Junction Temperature	T_j	125	$^\circ C$
Storage Temperature	T_{stg}	-55 to +125	$^\circ C$

Electrical Characteristics at $T_a=25^\circ C$

			min	typ	max	unit
Breakdown Voltage	$V_{(BR)R}$	$I_R=1\mu A$	16			V
Reverse Current	I_R	$V_R=10V$			50	nA
Interterminal Capacitance*	$C_{1.0V}$	$V_R=1.0V, f=1MHz$	58.80		65.98	pF
	$C_{6.0V}$	$V_R=6.0V, f=1MHz$	18.72		25.11	pF
	$C_{9.0V}$	$V_R=9.0V, f=1MHz$	10.84		13.40	pF
Quality Factor	Q	$V_R=3.0V, f=1MHz$	60			
Capacitance Ratio	C_R	$C_{1.0V}/C_{9.0V}$	4.6			
Matching Tolerance	ΔC_m	$V_R=1.0V$	$\frac{(C_{max} C_{min})}{C_{min}} \times 100$		6.5	%
		$V_R=6.0V$			5.5	%
		$V_R=9.0V$			11.8	%

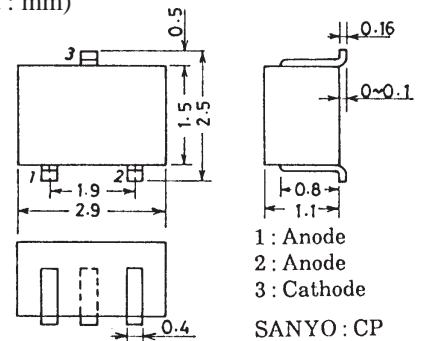
* : Capacitance value of one diode

Electrical Connection



Package Dimensions 1169A

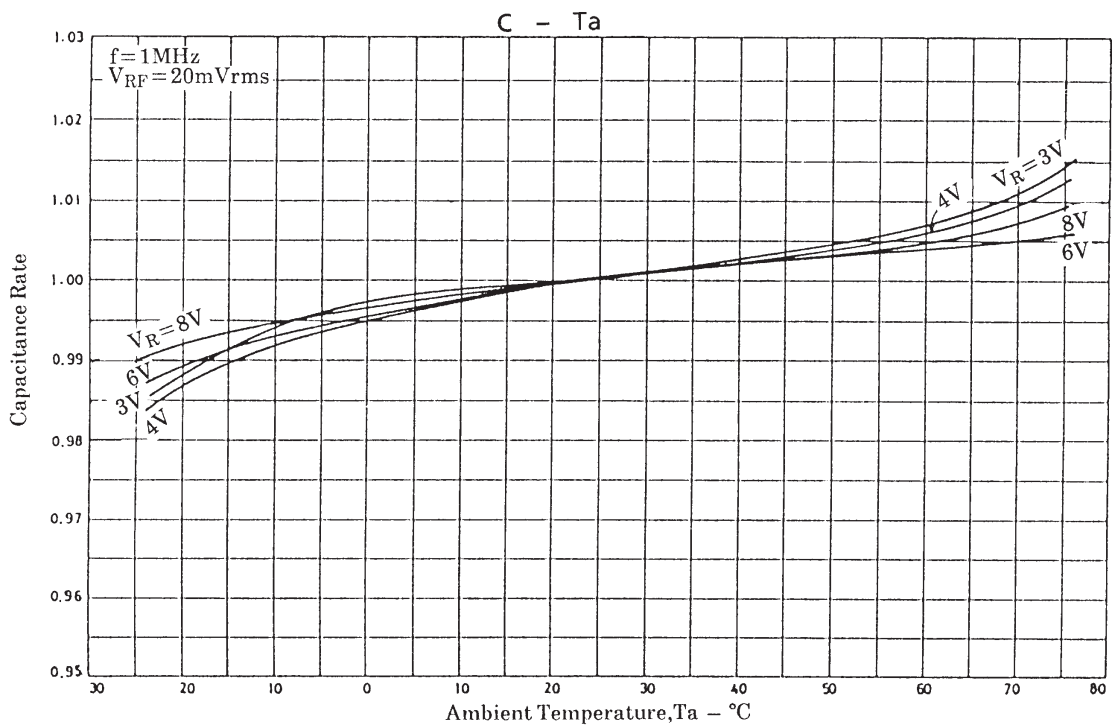
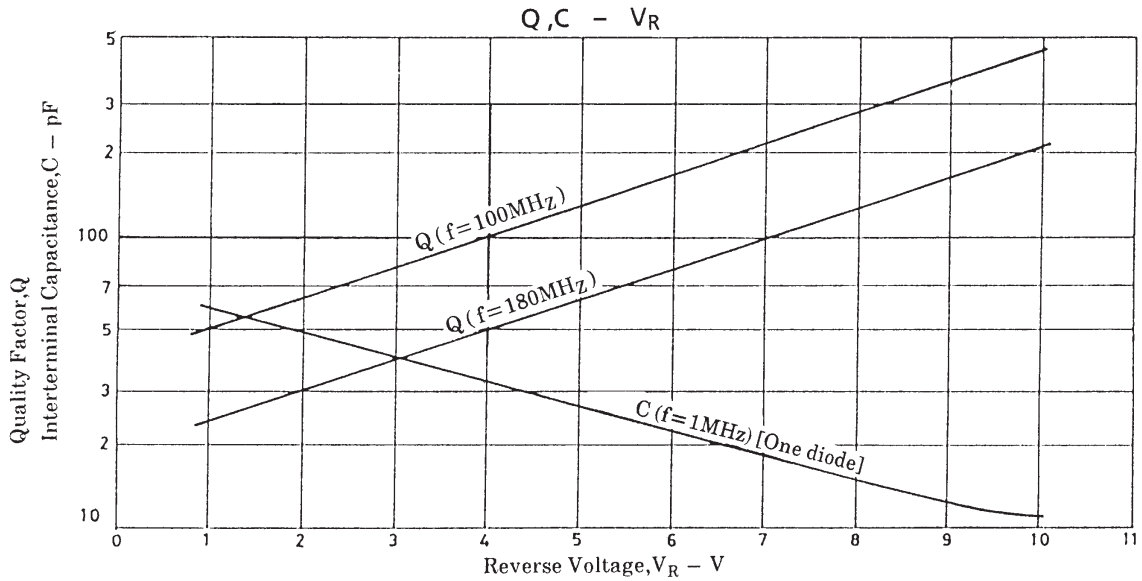
(unit : mm)



SVC203CP

Address and Capacitance Value (Reference Value)

C 1.0V		C 6.0V		C 9.0V	
Address	Capacitance (pF)	Address	Capacitance (pF)	Address	Capacitance (pF)
11	59.10	61	18.91	91	10.89
	62.92		19.95		12.17
12	61.67	62	19.76	92	11.93
	65.65		20.85		13.33
		63	20.64		
			21.79		
		64	21.57		
			22.77		
		65	22.55		
			23.80		
		66	23.56		
			24.87		



- No products described or contained herein are intended for use in surgical implants, life-support systems, aerospace equipment, nuclear power control systems, vehicles, disaster/crime-prevention equipment and the like, the failure of which may directly or indirectly cause injury, death or property loss.
- Anyone purchasing any products described or contained herein for an above-mentioned use shall:
 - ① Accept full responsibility and indemnify and defend SANYO ELECTRIC CO., LTD., its affiliates, subsidiaries and distributors and all their officers and employees, jointly and severally, against any and all claims and litigation and all damages, cost and expenses associated with such use:
 - ② Not impose any responsibility for any fault or negligence which may be cited in any such claim or litigation on SANYO ELECTRIC CO., LTD., its affiliates, subsidiaries and distributors or any of their officers and employees jointly or severally.
- Information (including circuit diagrams and circuit parameters) herein is for example only; it is not guaranteed for volume production. SANYO believes information herein is accurate and reliable, but no guarantees are made or implied regarding its use or any infringements of intellectual property rights or other rights of third parties.

This catalog provides information as of October, 1997. Specifications and information herein are subject to change without notice.