


### KEY FEATURES

- Power Module for PCB Mountable
- 2:1 & 4:1 Input Range
- Low Ripple and Noise
- Regulated Output
- Vout Trim and ON/OFF Control Function
- 2-Year Product Warranty



### ELECTRICAL SPECIFICATIONS

Model No. (Single Output)	SU20-12-3.3S	SU20-12-5S	SU20-12-12S	SU20-12-15S	SU20-12-24S
Input Voltage (V.DC.)	12V (9-18V)	12V (9-18V)	12V (9-18V)	12V (9-18V)	12V (9-18V)
Efficiency	76%	78%	81%	82%	83%

Model No. (Single Output)	SU20-24-3.3S	SU20-24-5S	SU20-24-12S	SU20-24-15S	SU20-24-24S
Input Voltage (V.DC.)	24V (18-36V)	24V (18-36V)	24V (18-36V)	24V (18-36V)	24V (18-36V)
Efficiency	78%	81%	86%	85%	88%

Model No. (Single Output)	SU20-24F-3.3S	SU20-24F-5S	SU20-24F-12S	SU20-24F-15S
Input Voltage (V.DC.)	24V (10-40V)	24V (10-40V)	24V (10-40V)	24V (10-40V)
Efficiency	72%	75%	77%	77%

Model No. (Single Output)	SU20-48-3.3S	SU20-48-5S	SU20-48-12S	SU20-48-15S	SU20-48-24S
Input Voltage (V.DC.)	48V (36-75V)	48V (36-75V)	48V (36-75V)	48V (36-75V)	48V (36-75V)
Efficiency	76%	82%	84%	85%	87%

Model No. (Single Output)	SU20-48F-3.3S	SU20-48F-5S	SU20-48F-12S	SU20-48F-15S
Input Voltage (V.DC.)	48V (18-75V)	48V (18-75V)	48V (18-75V)	48V (18-75V)
Efficiency	74%	77%	79%	79%

Model No. (Single Output)	SU20-12-3.3S	SU20-12-5S	SU20-12-12S	SU20-12-15S	SU20-12-24S	
Model No. (Single Output)	SU20-24-3.3S	SU20-24-5S	SU20-24-12S	SU20-24-15S	SU20-24-24S	
Model No. (Single Output)	SU20-24F-3.3S	SU20-24F-5S	SU20-24F-12S	SU20-24F-15S	SU20-24-24S	
Model No. (Single Output)	SU20-48-3.3S	SU20-48-5S	SU20-48-12S	SU20-48-15S	SU20-48-24S	
Model No. (Single Output)	SU20-48F-3.3S	SU20-48F-5S	SU20-48F-12S	SU20-48F-15S		
Max Output Wattage (W)	13.2W	20W	20W	20W	20W	
Input	Input Filter: $\pi$ type					
Output	Voltage (V.DC.)	3.3	5	12	15	24
	Voltage Accuracy	±2%				
	Current (mA) max	4000	4000	1670	1330	833
	Line Regulation (LL-HL) (typ.)	±0.5%				
	Load Regulation (10-100%) (typ.)	±0.5%				
	Ripple	<0.2% Vout +20mV max (Vp-p)				
	Noise	<0.5% Vout +50mV max (Vp-p)				
	Trim	±10%				
Protection	Switching Frequency	200KHz				
	Over Power Protection	Works over 120% of rating and recovers automatically.				
	Over Voltage Protection	Zener diode clamp				
Isolation	Short Circuit Protection	Hiccup, auto-recovery				
	Voltage	1600 VDC.				
	Resistance	10 <sup>8</sup> ohms				
Environment	Capacitance	1000 pF				
	Operating Temperature	2:1 Range: -25°C...+70°C (at Full Load) 4:1 Range: -25°C...+70°C (with derating)				
	Storage Temperature	-55°C...+105°C				
	Case Temperature	+100°C max.				
	Temperature Coefficient	±0.02% Per°C				
	Humidity	95% RH				
Physical	MTBF	>550,000 h @ 25°C (MIL-HDBK-217F)				
	Dimension (L x W x H)	2.0 x 2.0 x 0.45 Inches ( 50.8 x 50.8 x 11.4 mm ) Tolerance ±0.5 mm				
	Case Material	Nickel-Coated Copper with Non-Conductive Base, Six-side shielded.				
	Weight	70 g				
Safety	Cooling Method	Free-air convection				
	Agency Approvals	CE (Pending)				
EMC	EMI (Conducted & Radiated Emission)	EN 55022 class A				

All specifications valid at nominal input voltage, full load and +25°C after warm-up time unless otherwise stated.

### ELECTRICAL SPECIFICATIONS

Model No. ( Dual• Triple Output )	SU20-12-5D	SU20-12-12D	SU20-12-15D	SU20-12-5S12D	SU20-12-5S15D
Input Voltage (V.DC.)	12V (9-18V)	12V (9-18V)	12V (9-18V)	12V (9-18V)	12V (9-18V)
Efficiency	77%	81%	82%	79%	77%

Model No. ( Dual• Triple Output )	SU20-24-5D	SU20-24-12D	SU20-24-15D	SU20-24-5S12D	SU20-24-5S15D
Input Voltage (V.DC.)	24V (18-36V)	24V (18-36V)	24V (18-36V)	24V (18-36V)	24V (18-36V)
Efficiency	82%	84%	85%	83%	81%

Model No. ( Dual• Triple Output )	SU20-24F-5D	SU20-24F-12D	SU20-24F-15D
Input Voltage (V.DC.)	24V (10-40V)	24V (10-40V)	24V (10-40V)
Efficiency	74%	76%	77%

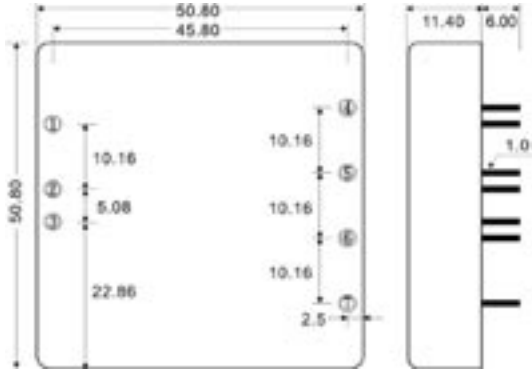
Model No. ( Dual• Triple Output )	SU20-48-5D	SU20-48-12D	SU20-48-15D	SU20-48-5S12D	SU20-48-5S15D
Input Voltage (V.DC.)	48V (36-75V)	48V (36-75V)	48V (36-75V)	48V (36-75V)	48V (36-75V)
Efficiency	83%	85%	84%	83%	84%

Model No. ( Dual• Triple Output )	SU20-48F-5D	SU20-48F-12D	SU20-48F-15D
Input Voltage (V.DC.)	48V (18-75V)	48V (18-75V)	48V (18-75V)
Efficiency	76%	78%	79%

Model No. ( Dual• Triple Output )	SU20-12-5D SU20-24-5D SU20-24F-5D SU20-48-5D SU20-48F-5D	SU20-12-12D SU20-24-12D SU20-24F-12D SU20-48-12D SU20-48F-12D	SU20-12-15D SU20-24-15D SU20-24F-15D SU20-48-15D SU20-48F-15D	SU20-12-5S12D SU20-24-5S12D SU20-48-5S12D	SU20-12-5S15D SU20-24-5S15D SU20-48-5S15D	
Max Output Wattage (W)	20W	20W	20W	20W	20W	
Input	Input Filter $\pi$ type					
Output	Voltage (V.DC.)	$\pm 5$	$\pm 12$	$\pm 15$	5/ $\pm 12$	5/ $\pm 15$
	Voltage Accuracy	$\pm 2\%$				
	Current (mA) max	$\pm 2000$	$\pm 833$	$\pm 660$	2500/ $\pm 300$	2500 / $\pm 250$
	Line Regulation (LL-HL) (typ.)	$\pm 0.5\%$	$\pm 0.5\%$	$\pm 0.5\%$	$\pm 1\%$ / $\pm 5\%$	$\pm 1\%$ / $\pm 5\%$
	Load Regulation (10-100%) (typ.)	$\pm 3\%$	$\pm 3\%$	$\pm 3\%$	$\pm 3\%$ / $\pm 5\%$	$\pm 3\%$ / $\pm 5\%$
	Ripple	<0.2% Vout +20mV max (Vp-p)				
	Noise	<0.5% Vout +50mV max (Vp-p)				
	Trim	$\pm 10\%$	None			
Protection	Switching Frequency	200KHz				
	Over Power Protection	Works over 120% of rating and recovers automatically.				
	Over Voltage Protection	Zener diode clamp				
Isolation	Short Circuit Protection	Hiccup, auto-recovery				
	Voltage	1600 VDC.				
	Resistance	10 <sup>8</sup> ohms				
Environment	Capacitance	1000 pF				
	Operating Temperature	2:1 Range: -25°C...+70°C (at Full Load)			4:1 Range: -25°C...+70°C (with derating)	
	Storage Temperature	-55°C...+105°C				
	Case Temperature	+100°C max.				
	Temperature Coefficient	$\pm 0.02\%$ Per°C				
	Humidity	95% RH				
Physical	MTBF	>550,000 h @ 25°C (MIL-HDBK-217E)				
	Dimension (L x W x H)	2.0 x 2.0 x 0.45 Inches ( 50.8 x 50.8 x 11.4 mm ) Tolerance $\pm 0.5$ mm				
	Case Material	Nickel-Coated Copper with Non-Conductive Base, Six-side shielded.				
	Weight	70 g				
Safety	Cooling Method	Free-air convection				
	Agency Approvals	CE (Pending)				
EMC	EMI (Conducted & Radiated Emission)	EN 55022 class A				

All specifications valid at nominal input voltage, full load and +25°C after warm-up time unless otherwise stated.

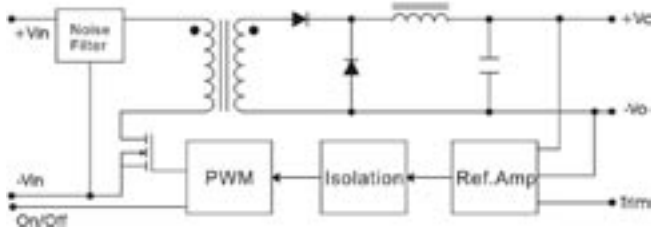
### MECHANICAL DIMENSION ( Top View )



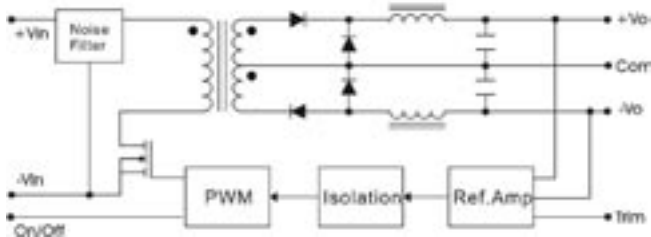
PIN#	Single	Dual	Triple
1	ON / OFF	ON / OFF	ON / OFF
2	-VIN	-VIN	-VIN
3	+VIN	+VIN	+VIN
4	TRIM	TRIM	-VOUT
5	-VOUT	-VOUT	COMMON
6	+VOUT	COMMON	+5V OUT
7	NC	+VOUT	+VOUT

### BLOCK DIAGRAM

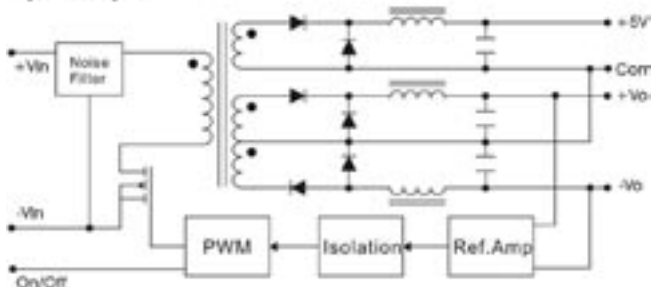
#### Single Output



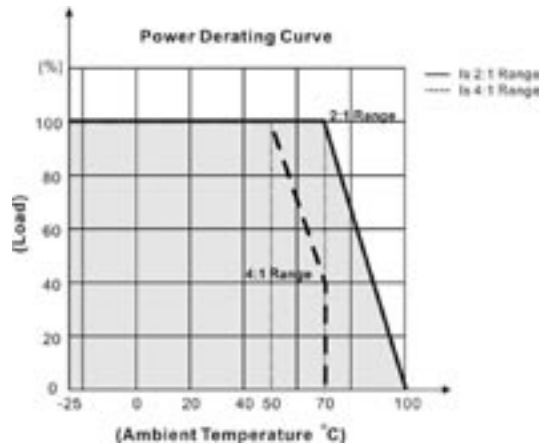
#### Dual Output



#### Triple Output



### DERATING



### EXTERNAL OUTPUT TRIMMING

