

SR5X0 SERIES

SCHOTTKY BARRIER RECTIFIER

产

品

规

格

确

认

书

SR520 THRU SR5200

SCHOTTKY BARRIER RECTIFIER



康比電子
HORNBY ELECTRONIC

REVERSE VOLTAGE: 20 to 200 VOLTS
FORWARD CURRENT: 5.0 AMPERE

FEATURES

- High current capability
- High surge current capability
- Low forward voltage drop
- Exceeds environmental standards of MIL-S-19500/228
- For use in low voltage, high frequency inverters free wheeling, and porlarity protection applications

MECHANICAL DATA

Case: Molded plastic, DO-201AD

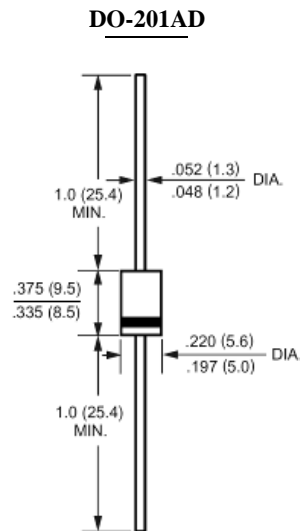
Epoxy: UL 94V-O rate flame retardant

Lead: Axial leads, solderable per MIL-STD-202, method 208 guaranteed

Polarity: Color band denotes cathode end

Mounting position: Any

Weight: 0.04ounce, 1.1gram



Dimensions in inches and (millimeters)

Maximum Ratings and Electrical Characteristics

Ratings at 25°C ambient temperature unless otherwise specified.

Single phase, half wave, 60Hz, resistive or inductive load.

For capacitive load, derate current by 20%.

	Symbols	SR520	SR530	SR540	SR550	SR560	SR580	SR5100	SR5150	SR5200	Units	
Maximum Recurrent Peak Reverse Voltage	V_{RRM}	20	30	40	50	60	80	100	150	200	Volts	
Maximum RMS Voltage	V_{RMS}	14	21	28	35	42	56	70	105	140	Volts	
Maximum DC Blocking Voltage	V_{DC}	20	30	40	50	60	80	100	150	200	Volts	
Maximum Average Forward Rectified Current .375"(9.5mm) Lead Length	$I_{(AV)}$	5.0									Amp	
Peak Forward Surge Current, 8.3ms single half-sine-wave superimposed on rated load (JEDEC method)	I_{FSM}	150									Amp	
Maximum Forward Voltage at 5.0A DC and 25°C	V_F	0.55			0.70		0.85		0.95		Volts	
Maximum Reverse Current at $T_A=25^\circ\text{C}$ at Rated DC Blocking Voltage $T_A=100^\circ\text{C}$	I_R	2.0				30						mAmp
Typical Junction Capacitance (Note 1)	C_J	500			380			200			pF	
Typical Thermal Resistance (Note 2)	$R_{\theta JA}$	25									°C/W	
Operating Junction Temperature Range	T_J	-55 to +125			-55 to +150						°C	
Storage Temperature Range	T_{stg}	-55 to +150									°C	

NOTES:

1- Measured at 1 MHz and applied reverse voltage of 4.0 VDC.

2- Thermal Resistance From Junction to Ambient 0.375"(9.5mm) lead length P.C.B. Mounted

SR520 THRU SR5200

SCHOTTKY BARRIER RECTIFIER

RATINGS AND CHARACTERISTIC CURVES

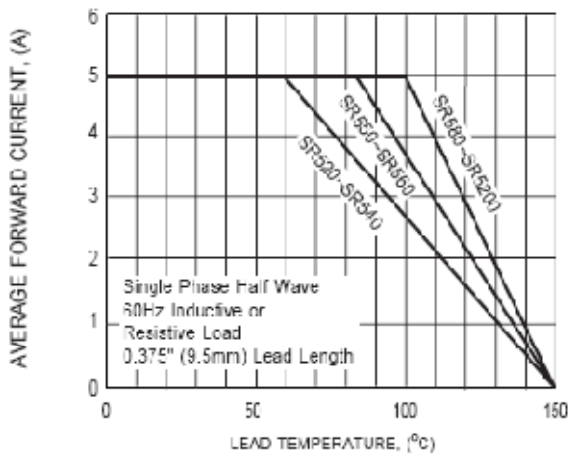


FIG.1 TYPICAL FORWARD CURRENT DERATING CURVE

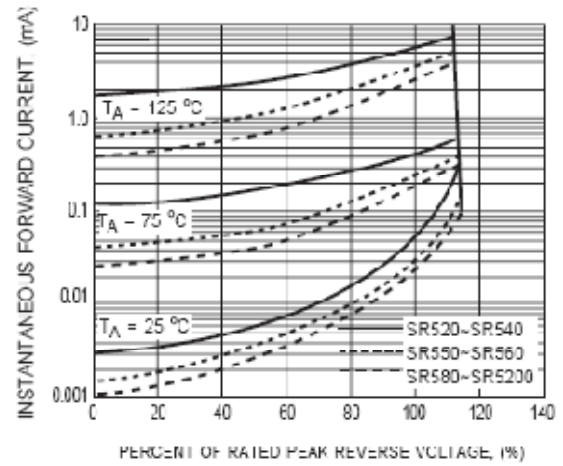


FIG.2 TYPICAL REVERSE CHARACTERISTICS

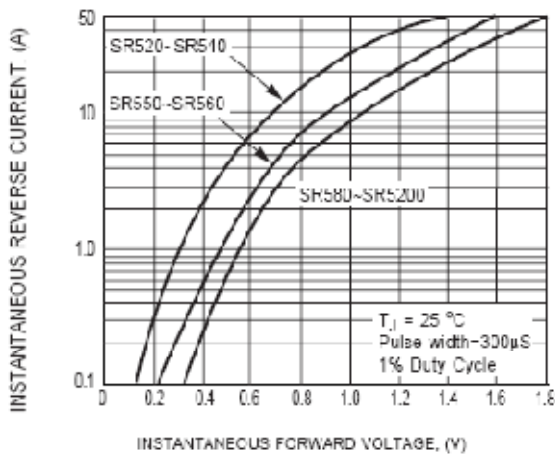


FIG.3 TYPICAL INSTANTANEOUS FORWARD CHARACTERISTICS

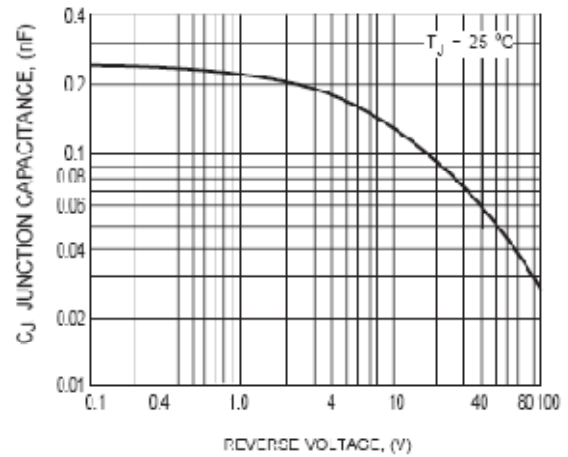


FIG.4 TYPICAL JUNCTION CAPACITANCE

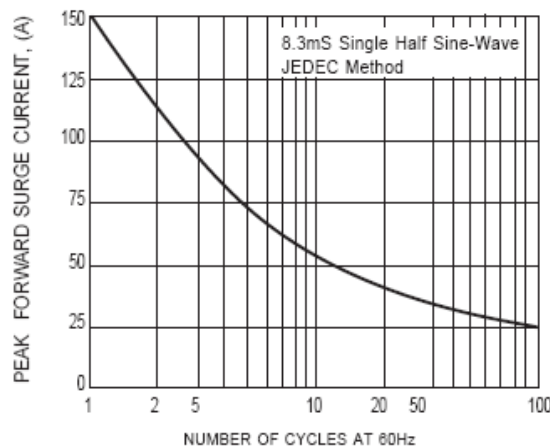


FIG.5 MAXIMUM NON-REPETITIVE FORWARD SURGE CURRENT