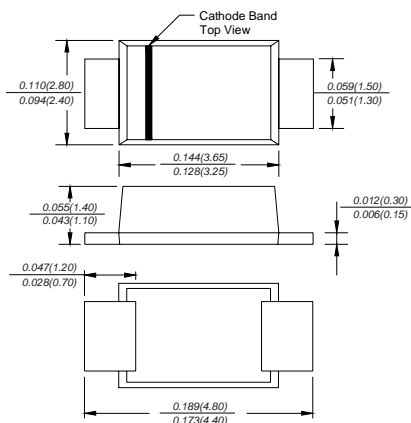




SL32F THRU SL310F

SURFACE MOUNT SCHOTTKY BARRIER RECTIFIER
 Reverse Voltage - 20 to 100 Volts Forward Current - 3.0 Amperes

SMAF



FEATURES

- ◆ The plastic package carries Underwriters Laboratory Flammability Classification 94V-0
- ◆ For surface mounted applications
- ◆ Metal silicon junction, majority carrier conduction
- ◆ Low power loss, high efficiency
- ◆ Built-in strain relief, ideal for automated placement
- ◆ High forward surge current capability
- ◆ High temperature soldering guaranteed: 260°C/10 seconds at terminals

MECHANICAL DATA

Case: SMAF molded plastic body
Terminals: leads solderable per MIL-STD-750, Method 2026
Polarity: Color band denotes cathode end
Mounting Position: Any
Weight: 0.0014 ounce, 0.038 grams

MAXIMUM RATINGS AND ELECTRICAL CHARACTERISTICS

Ratings at 25°C ambient temperature unless otherwise specified.
 Single phase half-wave 60Hz, resistive or inductive load, for capacitive load current derate by 20%.

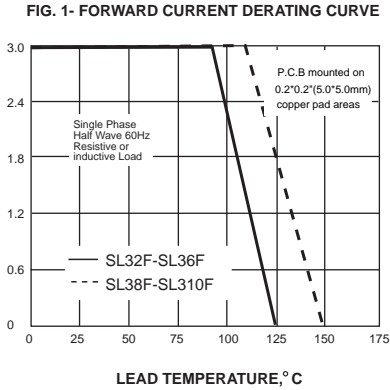
MDD Catalog Number	SYMBOLS	SL32F	SL33F	SL34F	SL35F	SL36F	SL38F	SL310F	UNITS	
Maximum repetitive peak reverse voltage	V_{RRM}	20	30	40	50	60	80	100	V	
Maximum RMS voltage	V_{RMS}	14	21	28	35	42	56	70	V	
Maximum DC blocking voltage	V_{DC}	20	30	40	50	60	80	100	V	
Maximum average forward rectified current at T_L (see fig. 1)	$I_{(AV)}$	3.0							A	
Peak forward surge current 8.3ms single half sine-wave superimposed on rated load	I_{FSM}	70.0							A	
Maximum instantaneous forward voltage at 3.0A	V_F	0.45		0.50		0.7		V		
Maximum DC reverse current at rated DC blocking voltage	I_R	0.5		10.0		0.2		mA		
$T_A=25^\circ\text{C}$ $T_A=100^\circ\text{C}$						5.0				
Typical junction capacitance (NOTE 1)	C_J	500			300			pF		
Typical thermal resistance (NOTE 2)	$R_{\theta JA}$	88.0							°C/W	
Operating junction temperature range	T_J	-55 to +125					-55 to +150			°C
Storage temperature range	T_{STG}	-55 to +150							°C	

Note: 1. Measured at 1MHz and applied reverse voltage of 4.0V D.C.
 2. P.C.B. mounted with 0.2x0.2" (5.0x5.0mm) copper pad areas

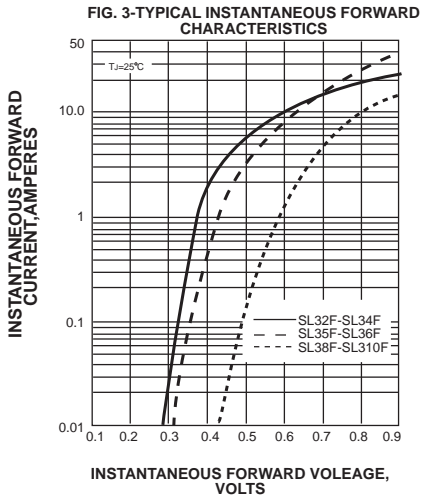
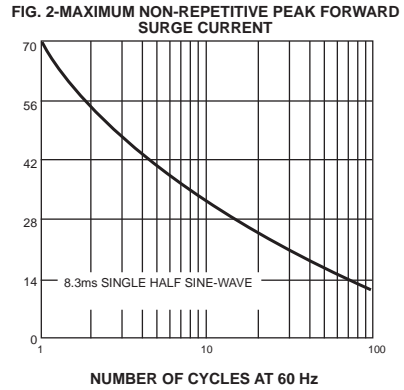


RATINGS AND CHARACTERISTIC CURVES SL32F THRU SL310F

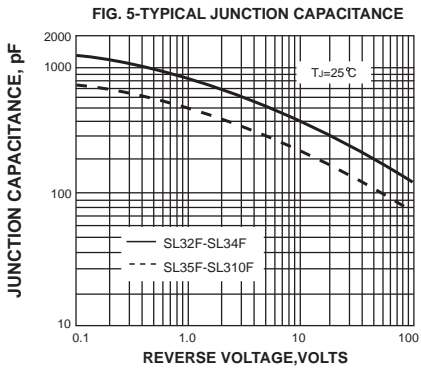
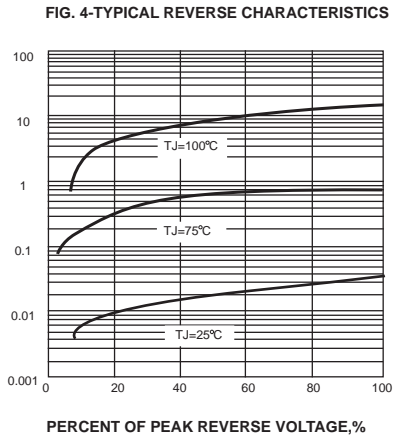
AVERAGE FORWARD RECTIFIED CURRENT, AMPERES



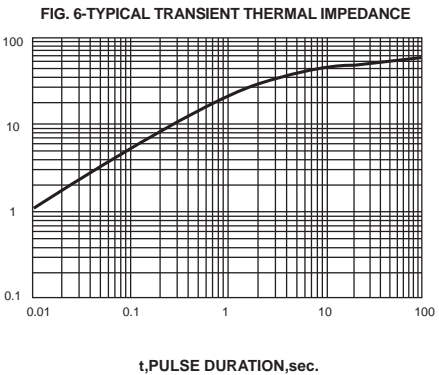
PEAK FORWARD SURGE CURRENT, AMPERES



INSTANTANEOUS REVERSE CURRENT, MILLIAMPERES



TRANSIENT THERMAL IMPEDANCE, °C/W



The cruve graph is for reference only, can't be the basis for judgment(曲线图仅供参考!)

