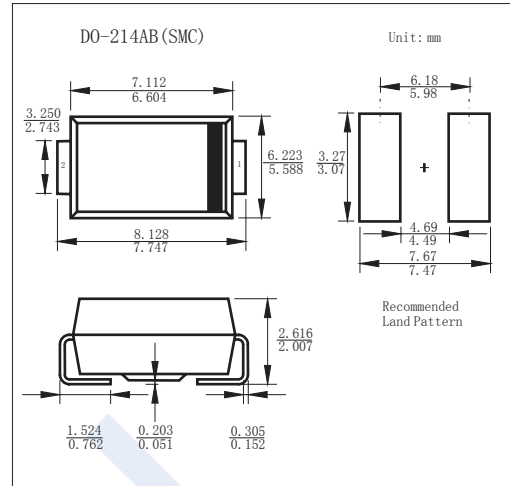


Schottky Diodes

SK82 ~ SK810

■ Features

- For Surface Mount Applications
- Extremely Low Thermal Resistance
- Easy Pick And Place
- High Temp Soldering: 250°C for 10 Seconds At Terminals
- High Current Capability With Low Forward Voltage

■ Absolute Maximum Ratings $T_a = 25^\circ\text{C}$

Parameter	Symbol	SK 82	SK 83	SK 84	SK 845	SK 85	SK 86	SK 88	SK 810	Unit	
Repetitive Peak Reverse Voltage	V_{RRM}	20	30	40	45	50	60	80	100	V	
RMS Voltage	V_{RMS}	14	21	28	31.5	35	42	56	70		
Maximum DC Blocking Voltage	V_{DC}	20	30	40	45	50	60	80	100		
Forward Voltage @ $T_J=25^\circ\text{C}$ $I_{FM}=8\text{A}$	V_F	0.55			0.6	0.68		0.83			
Averaged Forward Current	I_{FAV}	8									A
Repetitive Peak Forward Current	I_{FRM}	30									
Periodischer Spitzenstrom $f > 15\text{KHz}$											
Peak Forward Surge Current (Note.1)	I_{FSM}	125									
Peak Forward Surge Current (Note.2)		135									
Maximum DC Reverse Current $T_J=25^\circ\text{C}$ $T_J=100^\circ\text{C}$	I_R	150									uA
		20									mA
Rating For Fusing, $t < 10\text{ms}$	i^2t	78									A^2s
Thermal Resistance.Junction- to-Ambient	R_{thJA}	50									$^\circ\text{C}/\text{W}$
Thermal Resistance.Junction- to-Terminal	R_{thJT}	10									$^\circ\text{C}/\text{W}$
Junction Temperature	T_J	150									$^\circ\text{C}$
Storage Temperature	T_{stg}	-55 to 150									

Note.1 : 50 / 60 Hz half sine-wave

Note.2 : Stoßstrom für eine 50 / 60 Hz Sinus-Halbwellen

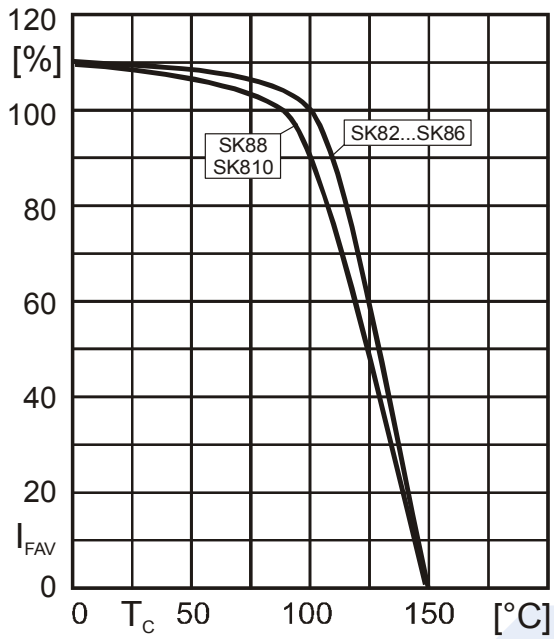
■ Marking

NO.	SK82	SK83	SK84	SK845	SK85	SK86	SK88	SK810
Marking	SK82	SK83	SK84	SK845	SK85	SK86	SK88	SK810

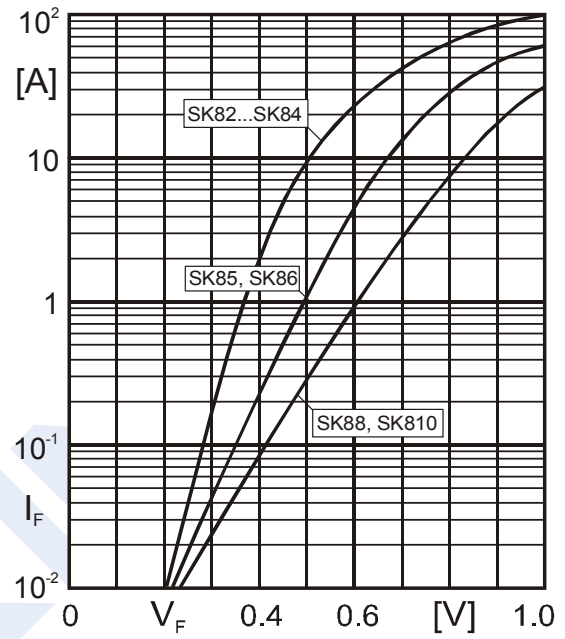
Schottky Diodes

SK82 ~ SK810

■ Typical Characteristics



Rated forward current vs. temp. of the terminals
Durchlaßstrom in Abh. v. d. Temp. der Terminals



Forward characteristics (typical values)
Durchlasskennlinien (typische Werte)