

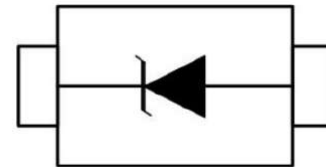
Features

- Ultra low leakage: nA level
- Operating voltage: 5V
- Low clamping voltage
- Complies with following standards:
 - IEC 61000-4-2 (ESD) immunity test
 - Air discharge: $\pm 15\text{kV}$
 - Contact discharge: $\pm 8\text{kV}$
 - IEC61000-4-4 (EFT) 40A (5/50ns)
 - IEC61000-4-5 (Lightning) 12A (8/20 μs)
- RoHS Compliant

Dimensions SOD-523



Pin Configuration



Applications

- USB 2.0 power and data line
- Set-top box and digital TV
- Digital video interface (DVI)
- Notebook Computers
- SIM Ports
- 10/100 Ethernet

Mechanical Characteristics

- Package: SOD-523
- Lead Finish: Lead Free
- UL Flammability Classification Rating 94V-0
- Quantity Per Reel: 3,000 pcs
- Reel Size: 7 inch

Absolute Maximum Ratings (T_{amb}=25°C unless otherwise specified)

| Parameter | Symbol | Value | Unit |
|--|------------------|-------------|------|
| Peak Pulse Power (8/20 μs) | P _{pp} | 200 | W |
| ESD per IEC 61000-4-2 (Air) | V _{ESD} | ± 15 | Kv |
| ESD per IEC 61000-4-2 (Contact) | | ± 8 | |
| Operating Temperature Range | T _J | -55 to +125 | °C |
| Storage Temperature Range | T _{STJ} | -55 to +150 | °C |

Electrical Characteristics (TA=25°C unless otherwise specified)

| Part Number | Device Marking | V _{RWM} (V) | V _{BR} (V) | I _T (mA) | V _C @1A | V _C | | I _R μA (Max) | C (Pf) (Typ.) |
|-------------|----------------|----------------------|---------------------|---------------------|--------------------|----------------|------|-------------------------|---------------|
| | | | | | | (Max) | (@A) | | |
| SDA05T1 | ZF | 5 | 6 | 1 | 9.8 | 20 | 5 | 1 | 25 |

Characteristic Curves

Fig1. 8/20μs Pulse Waveform

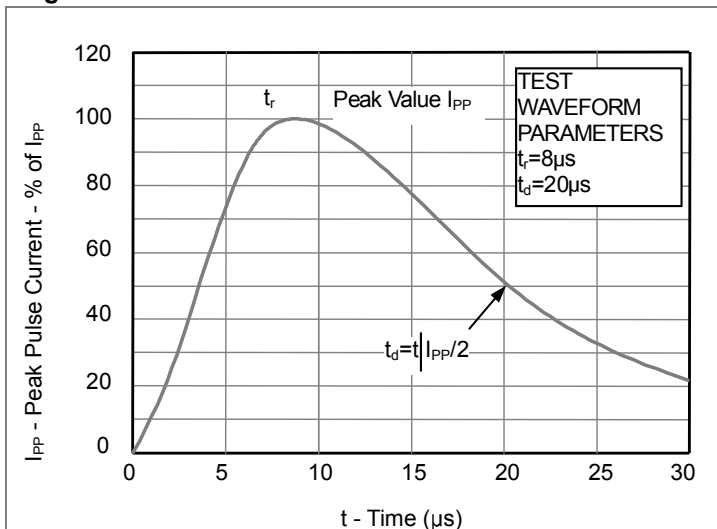


Fig2. ESD Pulse Waveform (according to IEC 61000-4-2)

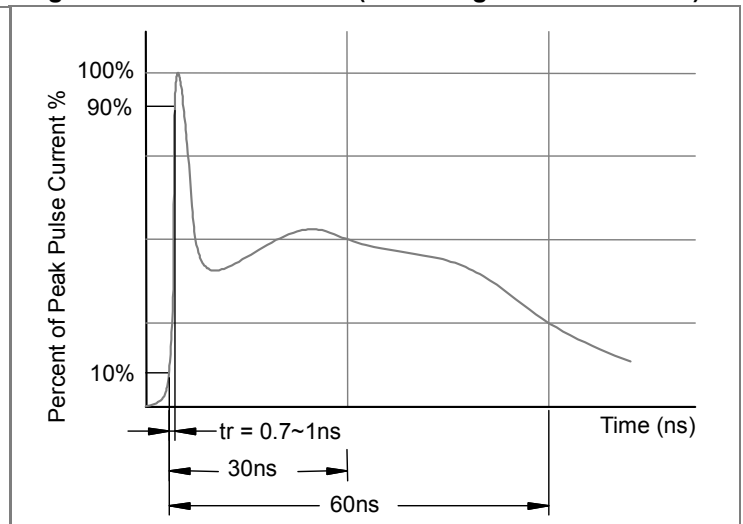
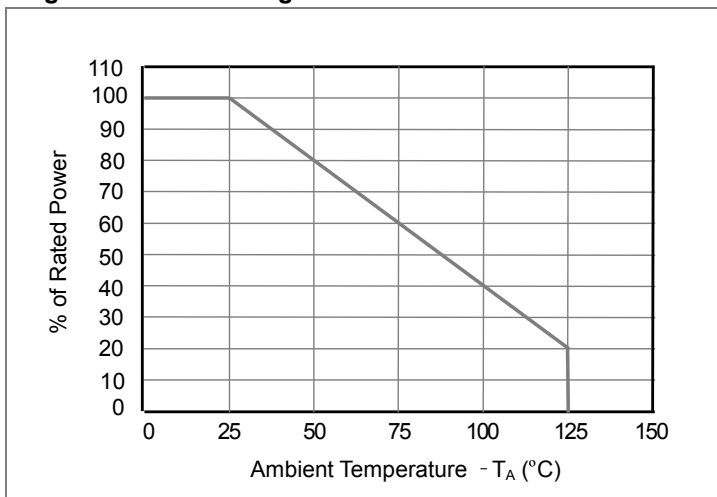
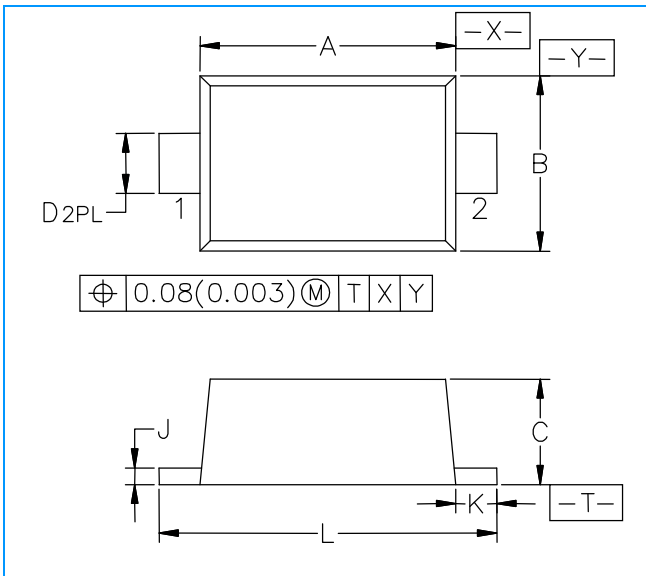


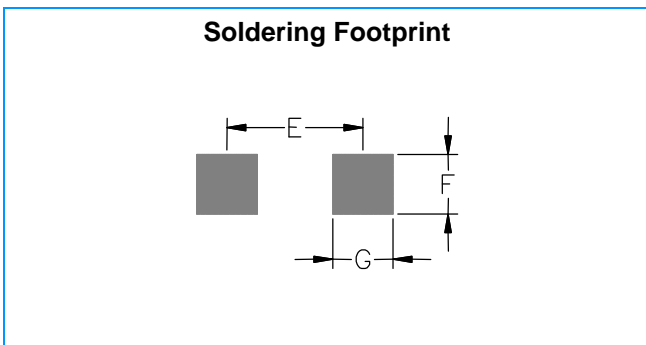
Fig3. Power Derating Curve



SOD-523 Package Outline & Dimensions



| Symbol | Millimeters | | | Inches | | |
|----------|-------------|------|------|--------|--------|--------|
| | Min. | Nom. | Max. | Min. | Nom. | Max. |
| A | 1.10 | 1.20 | 1.30 | 0.043 | 0.047 | 0.051 |
| B | 0.70 | 0.80 | 0.90 | 0.028 | 0.032 | 0.035 |
| C | 0.50 | 0.60 | 0.70 | 0.020 | 0.024 | 0.028 |
| D | 0.25 | 0.30 | 0.35 | 0.010 | 0.012 | 0.014 |
| J | 0.07 | 0.14 | 0.20 | 0.0028 | 0.0055 | 0.0079 |
| K | 0.15 | 0.20 | 0.25 | 0.006 | 0.008 | 0.010 |
| S | 1.50 | 1.60 | 1.70 | 0.059 | 0.063 | 0.067 |



| Symbol | Millimeters | Inches |
|----------|-------------|--------|
| E | 1.40 | 0.0547 |
| F | 0.40 | 0.0157 |
| G | 0.40 | 0.0157 |