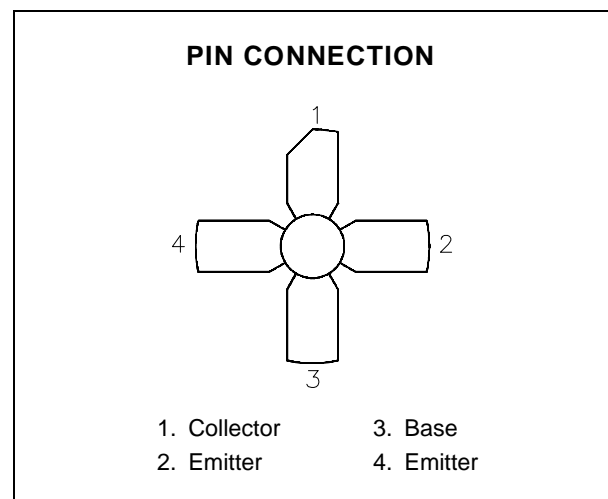
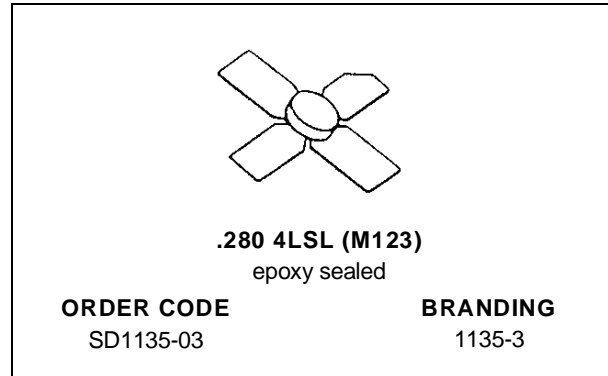


RF & MICROWAVE TRANSISTORS VHF PORTABLE/MOBILE APPLICATIONS

- 150 MHz
- 7.5 VOLTS
- COMMON EMITTER
- P_{OUT} = 2.5 W MIN. WITH 11.0 dB GAIN



DESCRIPTION

The SD1135-03 is a 7.5 V Class C epitaxial silicon NPN planar transistor designed primarily for VHF communications. It withstands severe mismatch under operating conditions.

ABSOLUTE MAXIMUM RATINGS (T_{case} = 25°C)

Symbol	Parameter	Value	Unit
V _{CBO}	Collector-Base Voltage	36	V
V _{CER}	Collector-Emitter Voltage	16	V
V _{CES}	Collector-Emitter Voltage	36	V
V _{EBO}	Emitter-Base Voltage	4.0	V
I _C	Device Current	1.7	A
P _{DISS}	Power Dissipation	15	W
T _J	Junction Temperature	+200	°C
T _{STG}	Storage Temperature	- 65 to +150	°C

THERMAL DATA

R _{TH(j-c)}	Junction-Case Thermal Resistance	11.6	°C/W
----------------------	----------------------------------	------	------

SD1135-03

ELECTRICAL SPECIFICATIONS (T_{case} = 25°C)

STATIC

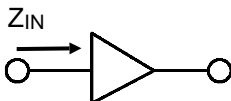
Symbol	Test Conditions		Value			Unit
			Min.	Typ.	Max.	
BV _{CES}	I _C = 10mA	V _{BE} = 0V	36	—	—	V
BV _{CEO}	I _C = 50mA	I _B = 0mA	16	—	—	V
BV _{EBO}	I _E = 2mA	I _C = 0mA	4.0	—	—	V
I _{CER}	V _{CE} = 10V	R _{BE} = 50Ω	—	—	0.5	mA
I _{CBO}	V _{CB} = 15V	I _E = 0mA	—	—	1.0	mA
h _{FE}	V _{CE} = 5V	I _C = 200mA	20	—	—	—

DYNAMIC

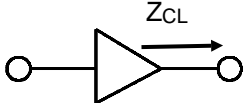
Symbol	Test Conditions		Value			Unit
			Min.	Typ.	Max.	
P _{OUT}	f = 150 MHz	V _{CC} = 7.5 V	2.5	—	—	W
G _P	f = 150 MHz	V _{CC} = 7.5 V	11.0	—	—	dB
C _{OB}	f = 1 MHz	V _{CB} = 7.5 V	—	19	—	pF

IMPEDANCE DATA

FREQ.	Z _{IN} (Ω)	Z _{CL} (Ω)
150 MHz	2.2 - j 0.4	7.9 + j 8.4
160 MHz	1.9 - j 0.8	7.6 + j 8.2
170 MHz	1.0 - j 1.0	6.0 + j 8.3



TYPICAL INPUT IMPEDANCE

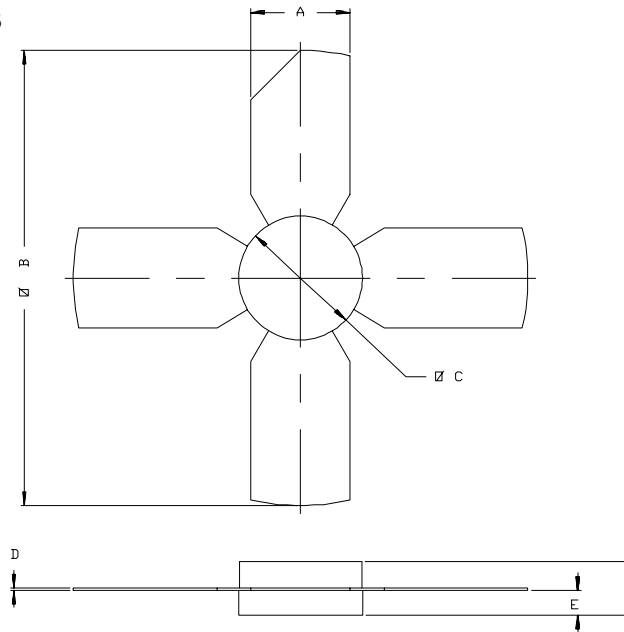


TYPICAL COLLECTOR LOAD IMPEDANCE

P_{OUT} = 2.5W
 V_{CE} = 7.5V

PACKAGE MECHANICAL DATA

Ref.: Dwg. No.12-0123



SGS-THOMSON MICROELECTRONICS		
	MINIMUM Inches/mm	MAXIMUM Inches/mm
A	.220/5,59	.230/5,84
B	-----	1.055/26,8
C	.275/6,99	.285/7,24
D	.004/0,10	.006/0,15
E	.050/1,27	.060/1,52
F	.118/3,00	.130/3,30

Information furnished is believed to be accurate and reliable. However, SGS-THOMSON Microelectronics assumes no responsibility for the consequences of use of such information nor for any infringement of patents or other rights of third parties which may result from its use. No license is granted by implication or otherwise under any patent or patent rights of SGS-THOMSON Microelectronics. Specifications mentioned in this publication are subject to change without notice. This publication supersedes and replaces all information previously supplied. SGS-THOMSON Microelectronics products are not authorized for use as critical components in life support devices or systems without express written approval of SGS-THOMSON Microelectronics.

© 1994 SGS-THOMSON Microelectronics - All Rights Reserved

SGS-THOMSON Microelectronics GROUP OF COMPANIES

Australia - Brazil - France - Germany - Hong Kong - Italy - Japan - Korea - Malaysia - Malta - Morocco - The Netherlands - Singapore - Spain - Sweden - Switzerland - Taiwan - Thailand - United Kingdom - U.S.A