

RoHS Compliant Product
A suffix of "-C" specifies halogen & lead-free

FEATURES

- Extremely High Switching Speed
- Low Reverse Leakage Current
- High Reliability
- Small Outline Surface Mount SOD-923 Package

APPLICATION

- High Speed Switching

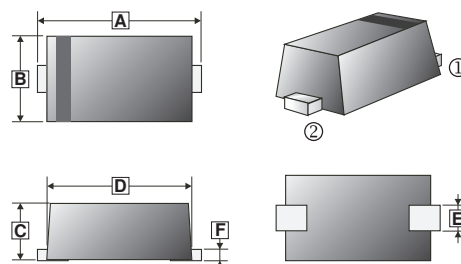
MARKING:

3

PACKAGE INFORMATION

Package	MPQ	Leader Size
SOD-923	8K	7 inch

SOD-923



REF.	Millimeter		REF.	Millimeter	
	Min.	Max.		Min.	Max.
A	0.95	1.05	D	0.75	0.85
B	0.55	0.65	E	0.15	0.25
C	0.34	0.43	F	0.07	0.17



ABSOLUTE MAXIMUM RATINGS (T_A=25°C unless otherwise specified)

Parameter	Symbol	Value	Unit
Non-Repetitive Peak Reverse Voltage	V _{RM}	90	V
DC Reverse Voltage	V _R	80	V
Average Rectified Forward Current	I _{F(AV)}	100	mA
Peak Forward Surge Current	I _{FSM}	500	mA
	t=1.0 S		
Junction & Storage Temperature	T _J , T _{STG}	125, -55~125	°C

ELECTRICAL CHARACTERISTICS (T_A=25°C unless otherwise specified)

Parameter	Symbol	Min.	Max.	Unit	Test Conditions
Forward Voltage	V _F	-	1.2	V	I _F =100mA
Reverse Voltage Leakage Current	I _R	-	0.1	µA	V _R =80V
Capacitance Between Terminals	C _T	-	3	pF	V _R =0.5V, f=1MHz
Reverse Recovery Time	T _{RR}	-	4	ns	V _R =6V, I _F =10mA, R _L =100Ω

CHARACTERISTIC CURVES

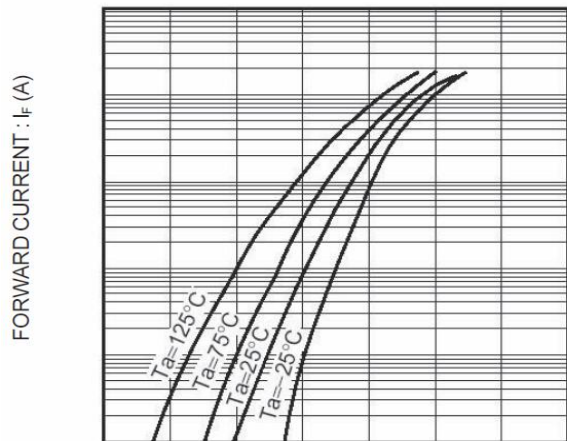


Fig.1 Forward characteristics

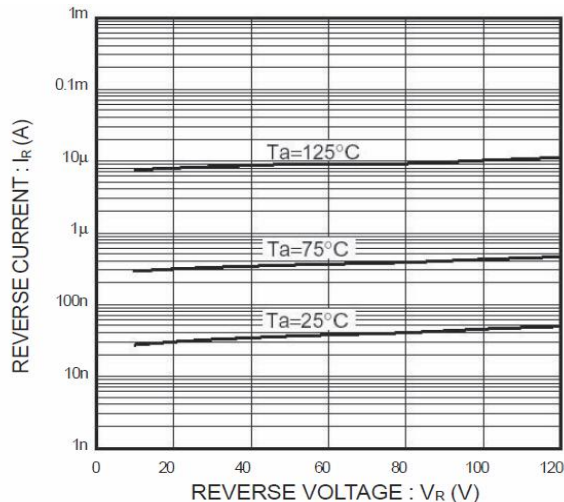


Fig.2 Reverse characteristics

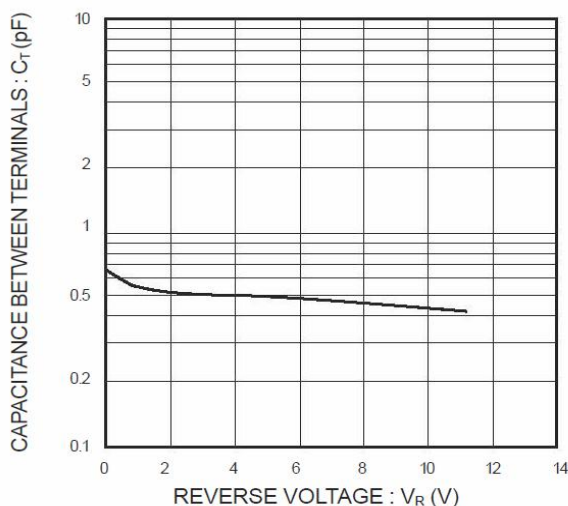


Fig.3 Capacitance between terminals

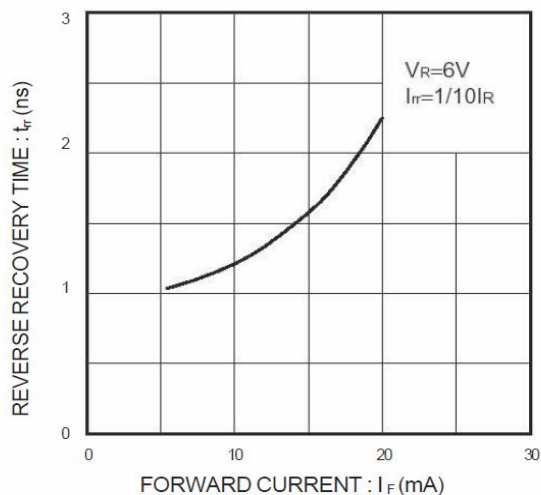


Fig.4 Reverse recovery time characteristics

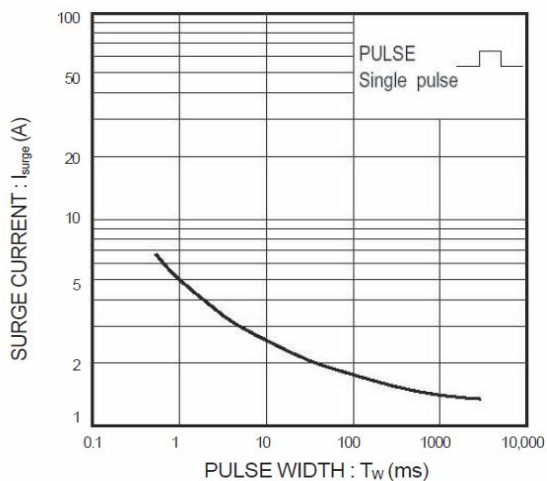


Fig.5 Surge current characteristics

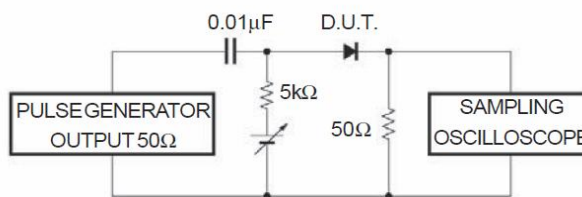


Fig.6 Reverse recovery time (t_{rr}) measurement circuit