

RoHS Compliant Product  
 A suffix of "-C" specifies halogen & lead-free

## FEATURES

- High Current Capability
- Extremely Low Thermal Resistance
- For Surface Mount Application
- Higher Temp Soldering: 250°C for 10 Seconds at Terminals
- Super Low Forward Voltage

## MECHANICAL DATA

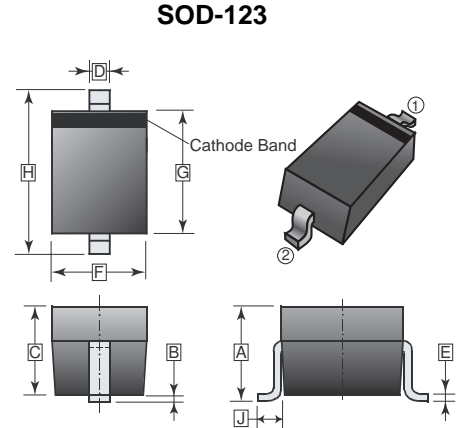
- Case: Molded Plastic
- Epoxy: UL 94V-0 Rate Flame Retardant
- Lead: Solderable Per MIL-STD-202, Method 208 Guaranteed
- Polarity: Color Band Denotes Cathode End
- Mounting Position: Any

## MARKING

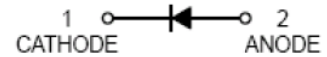
KC

## PACKAGE INFORMATION

Package	MPQ	Leader Size
SOD-123	3K	7 inch



REF.	Millimeter		REF.	Millimeter	
	Min.	Max.		Min.	Max.
A	0.94	1.35	F	1.40	1.80
B	0.10	REF.	G	2.54	2.85
C	1.00	1.30	H	3.55	3.86
D	0.30	0.78	J	0.50	REF.
E	0.08	0.25			



## ORDER INFORMATION

Part Number	Type
SCK140LP-C	Lead (Pb)-free and Halogen-free

## MAXIMUM RATINGS AND ELECTRICAL CHARACTERISTICS

(Rating 25°C ambient temperature unless otherwise specified. Single phase half wave, 60Hz, resistive or inductive load.  
 For capacitive load, de-rate current by 20%)

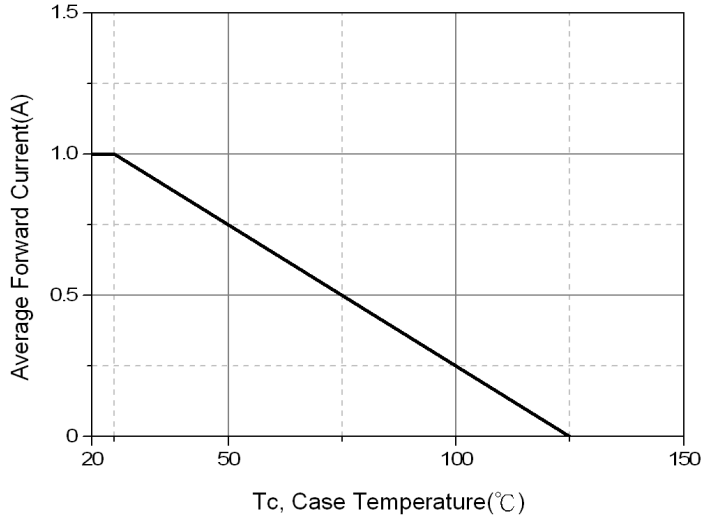
Parameter	Symbol	Ratings	Unit
Maximum Recurrent Peak Reverse Voltage	$V_{RRM}$	40	V
Working Peak Reverse Voltage	$V_{RWM}$	40	V
Maximum DC Blocking Voltage	$V_R$	40	V
Average Forward Current @ $T_J=25^\circ\text{C}$	$I_{F(AV)}$	1	A
Peak Forward Current @ 8.3ms Half Sine	$I_{FSM}$	15	A
Instantaneous Forward Voltage @ $T_J=25^\circ\text{C}$	Typical.	0.4	V
	Maximum.	0.45	
Maximum DC Reverse Current @ Rated DC Blocking Voltage <sup>2</sup>	$T_J=25^\circ\text{C}$	0.5	mA
	$T_J=75^\circ\text{C}$	10	
Typical Junction Capacitance <sup>1</sup>	$C_J$	78	pF
Typical Thermal Resistance	$R_{\theta JC}$	230	°C/W
Operating and Storage Temperature Range	$T_J, T_{STG}$	125, -55~150	°C

Notes:

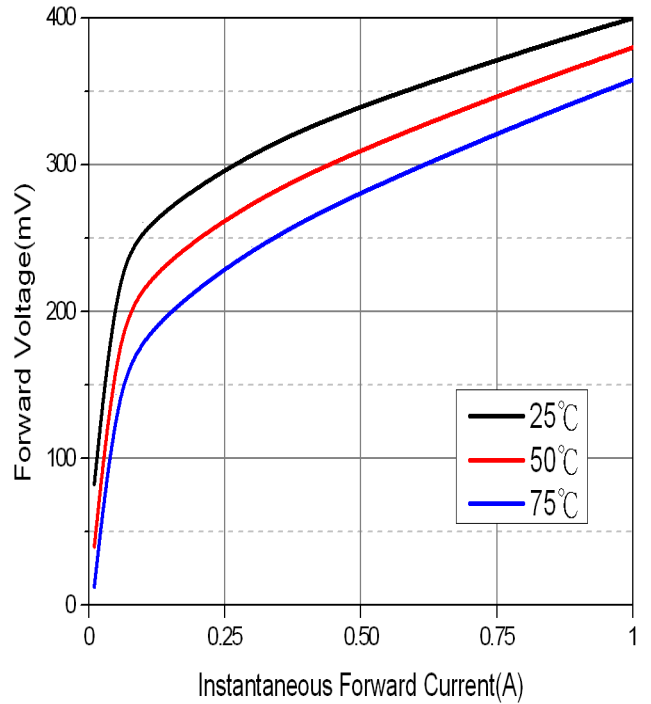
1. Measured at 1MHz and applied reverse of 5V DC.
2. Pulse Test: Pulse Width=300µs, Duty Cycle=2%.

**RATINGS AND CHARACTERISTIC CURVES**

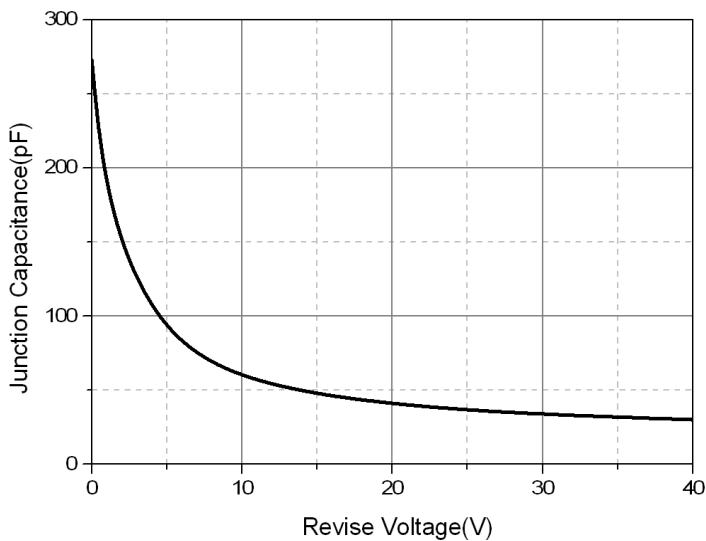
Typical Forward Current Derating Curve



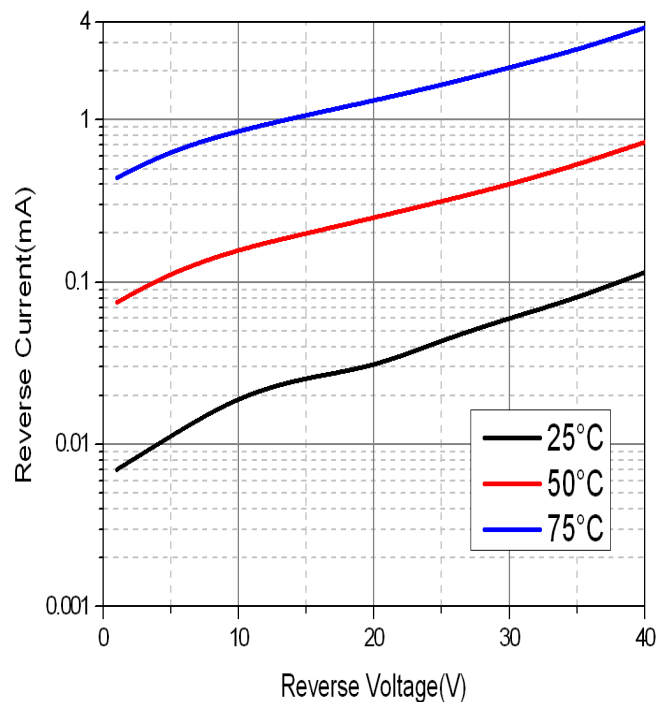
Typical Forward Characteristics



Typical Junction Capacitance



Typical Reverse Characteristic



Maximum Non-Repetitive Forward Surge Current

