

S25VB10W Thru S25VB100W

High Current Glass Passivated Molding Single-Phase Bridge Rectifier

Reverse Voltage 100 to 1000V Forward Current 25.0 A

FEATURES

- Plastic Package has Underwriters Laboratory Flammability Classification 94V-0
- High current capacity with small package
- Glass passivated chip junctions
- Superior thermal conductivity
- High IFSM



1. Maximum & Thermal Characteristics Ratings at 25 ambient temperature unless otherwise specified.

Item	Symbol	S25VB10W	S25VB20W	S25VB40W	S25VB60W	S25VB80W	S25VB100W	Unit	
Maximum repetitive voltage	VRM	100	200	400	600	800	1000	V	
Maximum RMS Voltage	VRMS	70	140	280	420	560	700	V	
Maximum DC Blocking Voltage	VDC	100	200	400	600	800	1000	V	
Maximum DC reverse current TA=25	IR							5	μA
at rated DC blocking voltage TA=125									
Average rectified forward current 60Hz sine wave, R-load with heatsink Tc=87	Io							25	A
Peak forward surge current 8.3 ms single half sine-wave superimposed on rated load	IFSM							350	A
Rating for Fusing (t<8.3ms)	I ² t							370	A ² sec
Dielectric strength Terminals to case, AC 1 minute Current 1mA	Vdia							2.0	KV
Maximum instantaneous forward voltage at 12.5A	VF							1.05	V
Operating junction temperature	Tj							-40~150	
Storage temperature	Tstg							-40~150	

S25VB10W Thru S25VB100W

2. Ratings and Characteristic Curves (TA = 25°C unless otherwise noted)

Fig. 1 Derating Curve

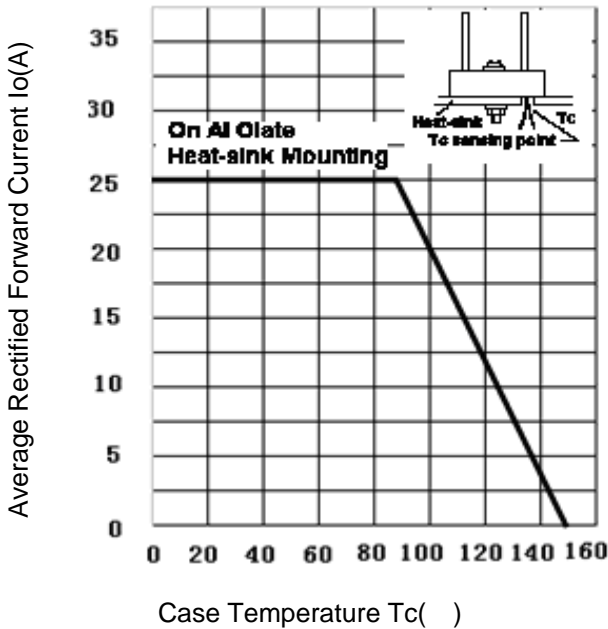


Fig.2 Typical Reverse Characteristics

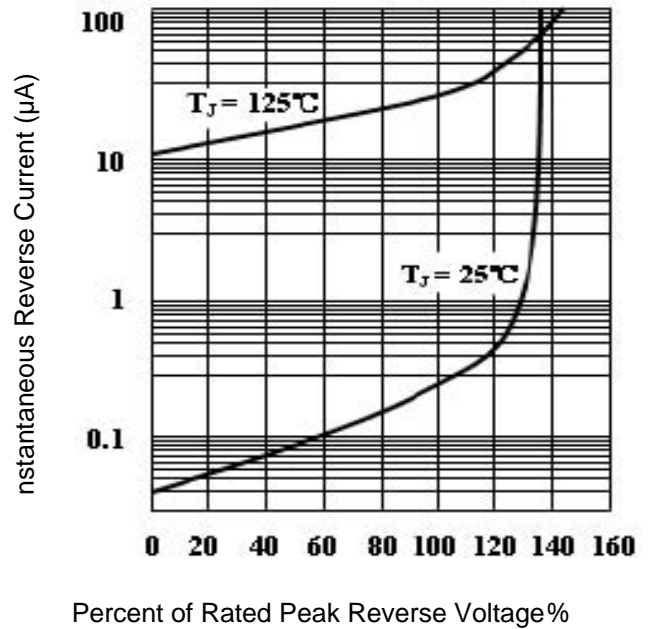


Fig.3 Forward Voltage

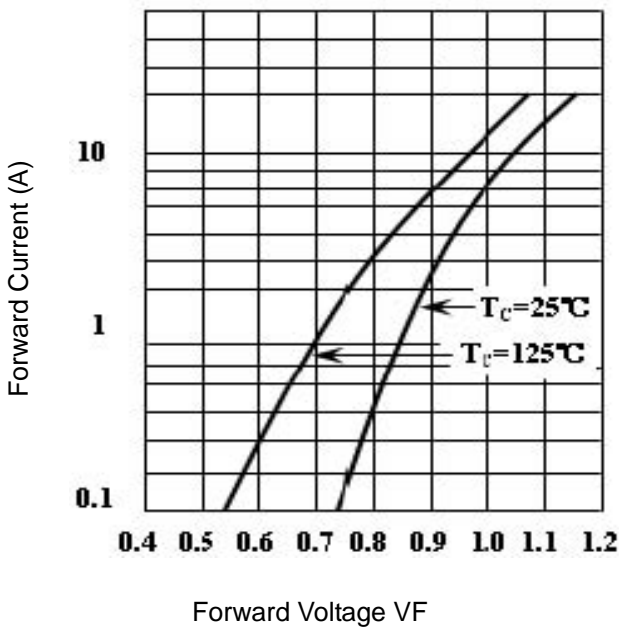
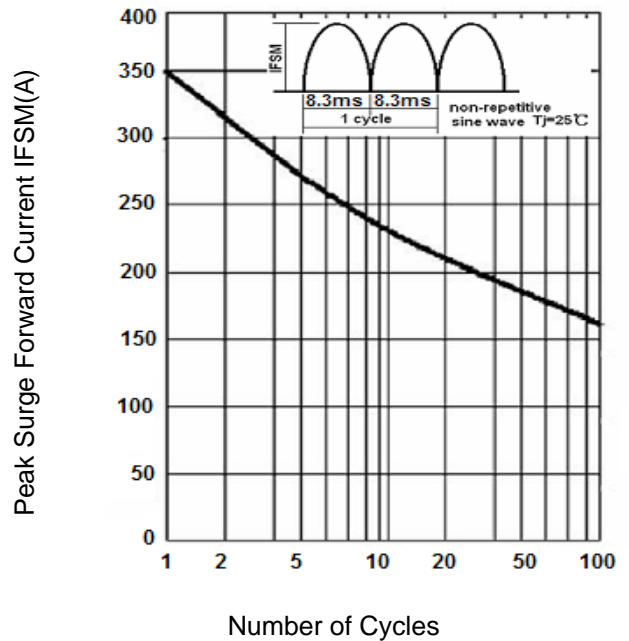
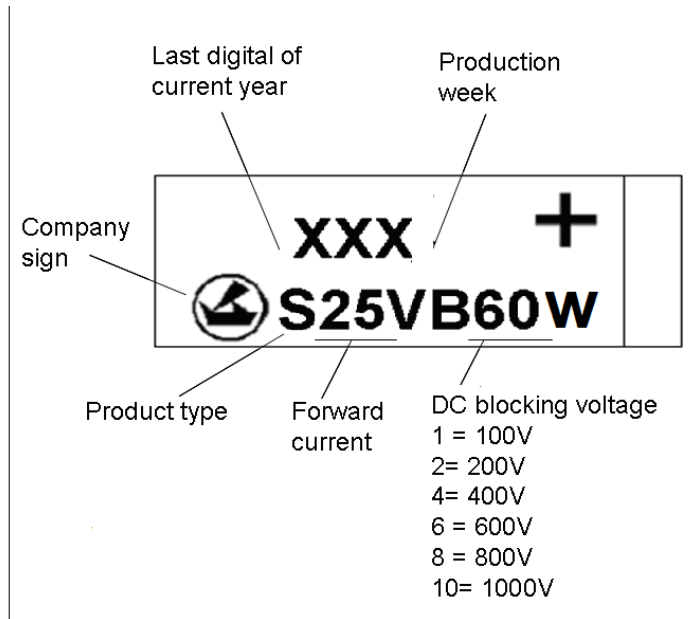


Fig.4 Peak Surge Forward Capability



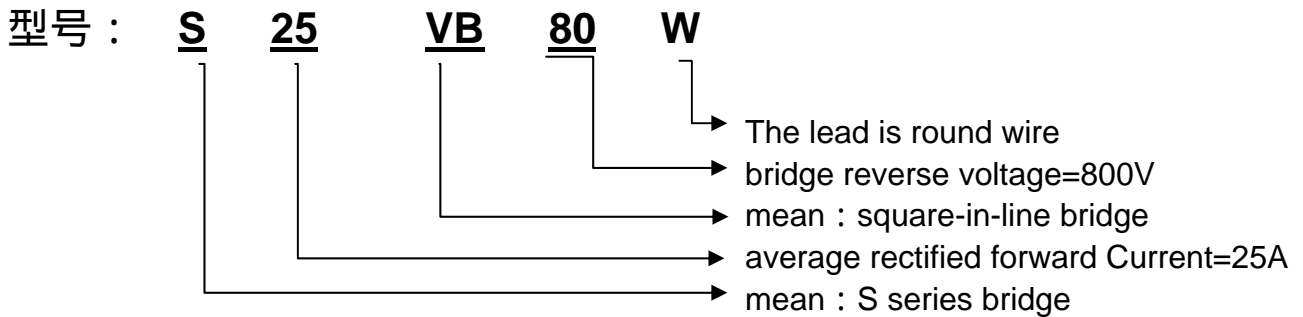
S25VB10W Thru S25VB100W

3. Marking Identification



Note :

生产日期码包含4位数字，例如“1018”，前两个数字“10”表示为2010年，另外二个数字“18”是指第18周，即表示该产品为2010年18周生产。



S25VB10W Thru S25VB100W

4. Dimension

