

MAIN FEATURE

1. Slim type with 15A rated load.
2. Suitable plastic and metal to high temperature and various chemical solutions.
3. Highly adapt to harsh environment with shock and vibration.
4. Wash tight and flux proofed type available.
5. Comply with RoHS and REACH regulations.

CONTACT RATING

Load Type	RWM (DM/DB)	RWM (D)
Rated Load (Resistive)	15A 15VDC	15A 15VDC
Rated Carrying Current	15A	15A
Max. Allowable Voltage	DC 30V	DC 30V
Max. Allowable Current	15A	15A
Max. Allowable Power Force	225W	225W
Contact Material	Ag Alloy	Ag Alloy
Contact Form	SPST	SPDT

APPLICATION

Power Window Control, Sunroof Control, Power Mirror Control, Door Lock Control

PERFORMANCE (AT INITIAL VALUE)

- Contact Resistance 100mΩ Max.@1A,6VDC
- Operate Time..... 10mSec. Max.
- Release Time 5 mSec. Max.
- Dielectric Strength:
 - Between Coil & Contact..... 1,000VAC at 50/60 Hz for one minute
 - Between Contacts 500VAC at 50/60 Hz for one minute
- Surge Strength 1,000V (between coil & contact 1.2x50μSec.)
- Insulation Resistance..... 100 Mega Ω Min. at 500VDC
- Max. On/Off Switching:
 - Electrical 6 Cycles per Minute
 - Mechanical..... 300 Cycles per Minute
- Temperature Range -40~+85°C
- Humidity Range..... 45~85% RH.
- Coil Temperature Rise 55°C Max.
- Vibration:
 - Destruction 10 to 55 to 10 Hz,0.75 mm single amplitude (1.5mm double amplitude)
 - Malfunction 10 to 55 to 10 Hz,0.75 mm single amplitude (1.5mm double amplitude)
- Shock:
 - Destruction 1,000 m/S²
 - Malfunction 100 m/S²
- Life Expectancy:
 - Mechanical 10⁷ Operations at No Load condition
 - Electrical 10⁵ Operations at Rated Resistive Load
- Weight About 9g

SAFETY STANDARD & FILE NUMBER

- NIL

COIL SPECIFICATION (AT 20°C)

Coil Sensitivity	Nominal Voltage (VDC)	Nominal Current (mA)	Coil Resistance ($\Omega \pm 10\%$)	Power Consumption (W)	Pull-In Voltage (VDC)	Drop-Out Voltage (VDC)	Maximum Allowable Voltage (VDC)
RWM	9	88.9	100	Abt.0.8	80% Maximum	5% Minimum	150%
	12	66.7	180				
	24	33.3	720				

ORDERING INFORMATION

RWM - SS - 1 12 D M

Contact Form:

Nil: One Form C

M: One Form A

B: One Form B

Coil Type:

D: Standard DC

Coil Voltage:

09: 9V, **12:** 12V, **24:** 24V

Number of Pole:

1: One Pole

Type of Sealing:

SS: RT II Flux Proofed

SH: RT III Wash Tight

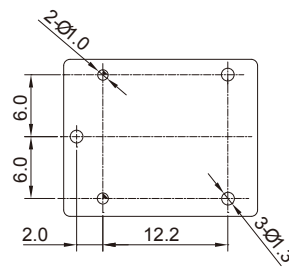
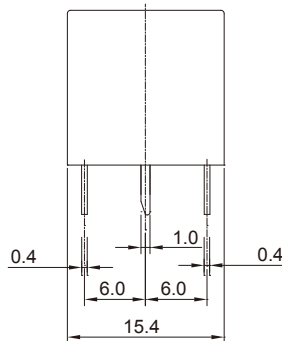
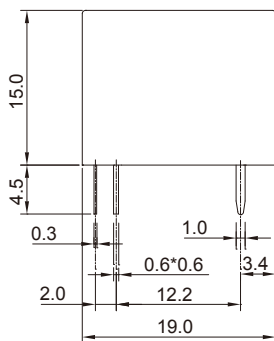
Type:

RWM

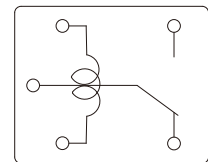
CLASSIFICATION

Model	RWM		
	1C	1A	1B
Contact Form			
Flux Proofed	RWM-SS-1□□D	RWM-SS-1□□DM	RWM-SS-1□□DB
Wash Tight	RWM-SH-1□□D	RWM-SH-1□□DM	RWM-SH-1□□DB

DIMENSION (≤ 5mm ± 0.2mm, > 5mm ± 0.3mm, the tolerance of PCB thru hole: +0.1mm)



P.C.B Layout
Bottom View



Bottom View