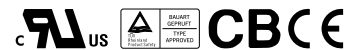


■ Features :

- Protections: Short circuit/Over load/Over voltage
- Cooling by free air convection
- LED indicator for power on
- 100% full load burn-in test
- All using 105°C long life electrolytic capacitors
- Withstand 300VAC surge input for 5 second
- High operating temperature up to 70°C
- Withstand 5G vibration test
- High efficiency, long life and high reliability
- 3 years warranty

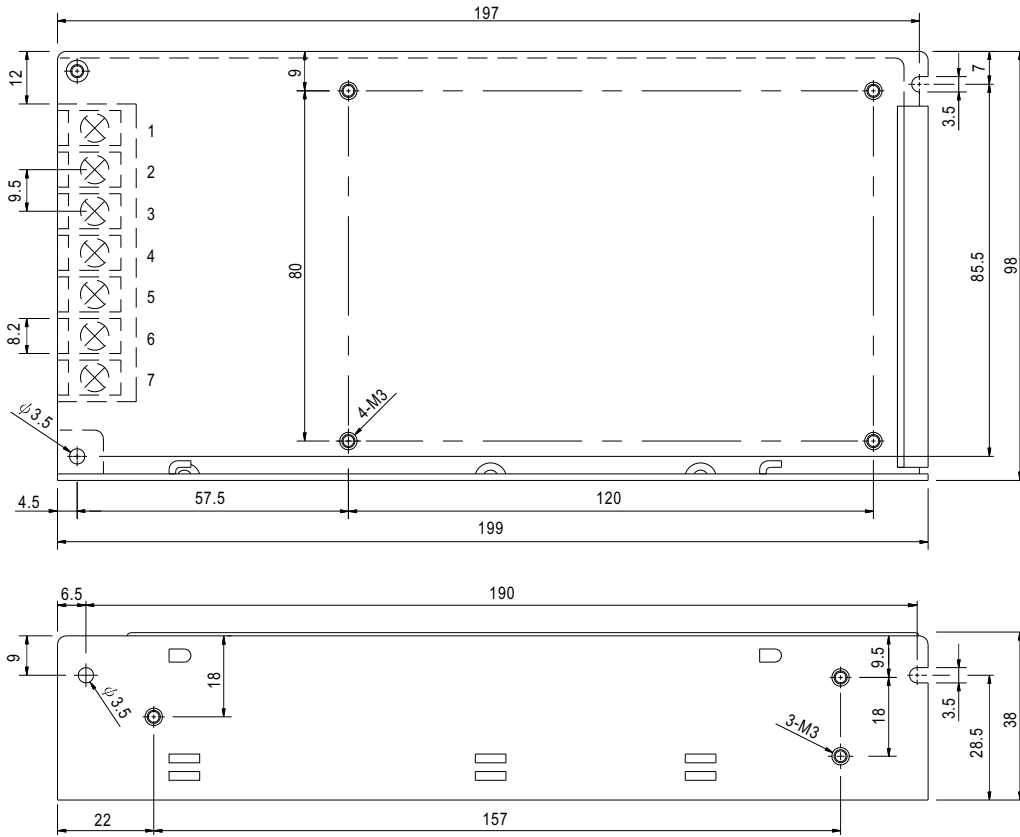


SPECIFICATION

| MODEL | RS-150-3.3 | RS-150-5 | RS-150-12 | RS-150-15 | RS-150-24 | RS-150-48 | |
|-----------------------|---------------------------------------------------------------------------------------------------------------------------------------------------------------------------------------------------------------------------------------------------------------------------------------------------------------------------------------------------------------------------------------------------------------------------------------------------------------------------------------------------------------------------------------------------------------------------------------------------------------------------------------------------------------------------------------------------------------------------------------------------------------------------------------------------------------------------------------------------------------------|-------------------------------------------------------------------------------------------------------------------------|--------------|--------------|----------------|--------------|--------------|
| OUTPUT | DC VOLTAGE | 3.3V | 5V | 12V | 15V | 24V | 48V |
| | RATED CURRENT | 30A | 26A | 12.5A | 10A | 6.5A | 3.3A |
| | CURRENT RANGE | 0 ~ 30A | 0 ~ 26A | 0 ~ 12.5A | 0 ~ 10A | 0 ~ 6.5A | 0 ~ 3.3A |
| | RATED POWER | 99W | 130W | 150W | 150W | 156W | 158.4W |
| | RIPPLE & NOISE (max.) Note.2 | 80mVp-p | 80mVp-p | 120mVp-p | 120mVp-p | 120mVp-p | 200mVp-p |
| | VOLTAGE ADJ. RANGE | 3.2V ~ 3.5V | 4.75 ~ 5.5V | 11.4 ~ 13.2V | 14.25 ~ 16.5V | 22.8 ~ 26.4V | 45.6 ~ 52.8V |
| | VOLTAGE TOLERANCE Note.3 | ±3.0% | ±2.0% | ±1.0% | ±1.0% | ±1.0% | ±1.0% |
| | LINE REGULATION Note.4 | ±0.5% | ±0.5% | ±0.5% | ±0.5% | ±0.5% | ±0.5% |
| | LOAD REGULATION Note.5 | ±2.0% | ±1.0% | ±0.5% | ±0.5% | ±0.5% | ±0.5% |
| | SETUP, RISE TIME | 800ms, 20ms/230VAC 1200ms, 30ms/115VAC at full load | | | | | |
| HOLD TIME (Typ.) | 28ms/230VAC 20ms/115VAC at full load | | | | | | |
| INPUT | VOLTAGE RANGE | 88 ~ 132VAC / 176 ~ 264VAC selected by switch 248 ~ 373VDC (Withstand 300VAC surge for 5sec. Without damage) | | | | | |
| | FREQUENCY RANGE | 47 ~ 63Hz | | | | | |
| | EFFICIENCY (Typ.) | 74% | 78% | 83% | 84% | 86% | 87% |
| | AC CURRENT (Typ.) | 3A/115VAC 2A/230VAC | | | | | |
| | INRUSH CURRENT (Typ.) | COLD START 40A/230VAC | | | | | |
| | LEAKAGE CURRENT | <2mA / 240VAC | | | | | |
| PROTECTION | OVER LOAD | 110 ~ 150% rated output power Protection type : Hiccup mode, recovers automatically after fault condition is removed | | | | | |
| | OVER VOLTAGE | 3.8 ~ 4.45V | 5.75 ~ 6.75V | 13.8 ~ 16.2V | 17.25 ~ 20.25V | 27.6 ~ 32.4V | 55.2 ~ 64.8V |
| ENVIRONMENT | WORKING TEMP. | -25 ~ +70°C (Refer to output load derating curve) | | | | | |
| | WORKING HUMIDITY | 20 ~ 90% RH non-condensing | | | | | |
| | STORAGE TEMP., HUMIDITY | -40 ~ +85°C, 10 ~ 95% RH | | | | | |
| | TEMP. COEFFICIENT | ±0.03%/°C (0 ~ 50°C) | | | | | |
| | VIBRATION | 10 ~ 500Hz, 5G 10min./1cycle, period for 60min. each along X, Y, Z axes | | | | | |
| SAFETY & EMC (Note 6) | SAFETY STANDARDS | UL60950-1, TUV EN60950-1 Approved | | | | | |
| | WITHSTAND VOLTAGE | I/P-O/P:3KVAC I/P-FG:1.5KVAC O/P-FG:0.5KVAC | | | | | |
| | ISOLATION RESISTANCE | I/P-O/P, I/P-FG, O/P-FG:100M Ohms/500VDC | | | | | |
| | EMI CONDUCTION & RADIATION | Compliance to EN55022 (CISPR22) Class B | | | | | |
| | HARMONIC CURRENT | Compliance to EN61000-3-2,-3 | | | | | |
| OTHERS | MTBF | 244Khrs min. MIL-HDBK-217F (25°C) | | | | | |
| | DIMENSION | 199*98*38mm (L*W*H) | | | | | |
| | PACKING | 0.7Kg; 20pcs/15Kg/0.8CUFT | | | | | |
| NOTE | <p>1. All parameters NOT specially mentioned are measured at 230VAC input, rated load and 25°C of ambient temperature.</p> <p>2. Ripple & noise are measured at 20MHz of bandwidth by using a 12" twisted pair-wire terminated with a 0.1uF & 47uF parallel capacitor.</p> <p>3. Tolerance : includes set up tolerance, line regulation and load regulation.</p> <p>4. Line regulation is measured from low line to high line at rated load.</p> <p>5. Load regulation is measured from 0% to 100% rated load.</p> <p>6. The power supply is considered a component which will be installed into a final equipment. The final equipment must be re-confirmed that it still meets EMC directives.</p> <p>7. Length of set up time is measured at cold first start. Turning ON/OFF the power supply very quickly may lead to increase of the set up time.</p> | | | | | | |

■ Mechanical Specification

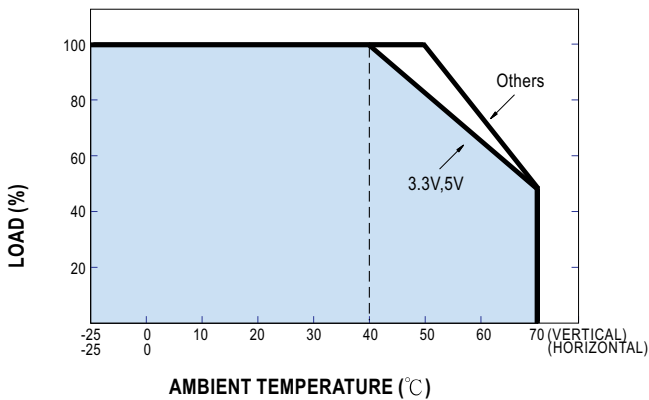
Case No. 902A Unit:mm



Terminal Pin. No Assignment

| Pin No. | Assignment | Pin No. | Assignment |
|---------|------------|---------|--------------|
| 1 | AC/L | 4,5 | DC OUTPUT -V |
| 2 | AC/N | 6,7 | DC OUTPUT +V |
| 3 | FG \perp | | |

■ Output Derating



■ Static Characteristics

