



## RLCO-940-4000-TO3



### TECHNICAL DATA


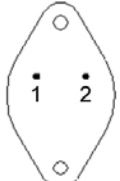
## High Power Infrared Laser Diode

### Features

- Lasing Mode Structure: multi mode
- Peak Wavelength : typ. 940 nm
- Optical Output Power: 4 W
- Package: TO-3, without Photodiode



### Electrical Connection

Pin Configuration	Bottom View						
 <table border="1" data-bbox="550 1041 1029 1164"> <thead> <tr> <th>PIN</th> <th>Function</th> </tr> </thead> <tbody> <tr> <td>1</td> <td>LD Cathode (isolated from case)</td> </tr> <tr> <td>2</td> <td>LD Anode</td> </tr> </tbody> </table>	PIN	Function	1	LD Cathode (isolated from case)	2	LD Anode	
PIN	Function						
1	LD Cathode (isolated from case)						
2	LD Anode						

### Absolute Maximum Ratings

Item	Symbol	Value	Unit
CW Output Power	$P_O$	5	W
Operating Case Temperature	$T_C$	-10 ... +25	°C
Storage Temperature	$T_{stg}$	-20 ... +80	°C

### Specifications

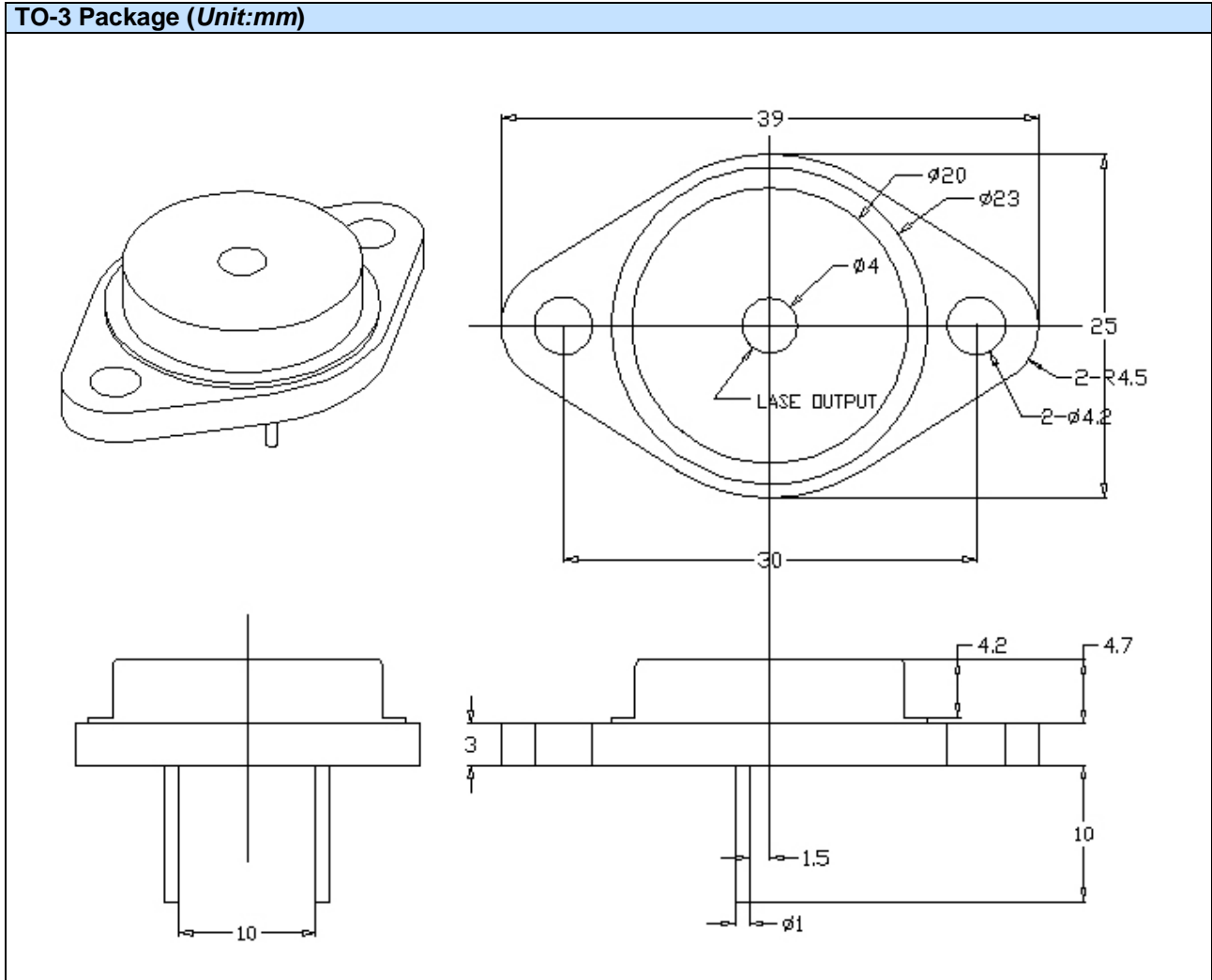
Item	Symbol	Min.	Typ.	Max.	Unit
<b>Optical Specifications</b>					
CW Output Power	$P_O$	-	4	-	W
Center Wavelength	$\lambda_C$	937	940	943	nm
Spectral Width (FWHM)	$\Delta\lambda$	-	3	-	nm
Wavelength Temperature Coefficient	$\partial\lambda / \partial T$	-	0.3	-	nm/°C
FWHM Beam Divergence	$\theta_{  }$	-	9	-	deg
	$\theta_{\perp}$	-	32	35	deg
Cavity Length		-	2000	-	$\mu\text{m}$
Emitting Width	$W$	-	200	-	$\mu\text{m}$
Polarization Ratio (TE)		-	95	-	%
<b>Electrical Specifications</b>					
Threshold Current	$I_{th}$	-	0.7	-	A
Operating Current	$I_{op}$	-	5	-	A
Power Conversion Efficiency		40	-	-	%
Slope Efficiency	$\eta$	-	0.9	-	W/A
Operating Voltage	$U_{op}$	-	1.9	-	V

The above specifications are for reference purpose only and subjected to change without prior notice.



## Package Dimensions

### TO-3 Package (Unit:mm)





## **Safety of Laser light**

- Laser Light can damage the human eyes and skin. Do not expose the eye or skin directly to any laser light and/or through optical lens. When handling the LDs, wear appropriate safety glasses to prevent laser light, even any reflections from entering to the eye. Focused laser beam through optical instruments will increase the chance of eye hazard.
- This LD is emitting invisible light.



## **Cautions**

### **1. Operating methode**

- This LD shall change its forward voltage requirement and optical output power according to temperature change. Also, the LD will require more operation current to maintain same output power as it degrades.
- Confirm that electrical spike current generated by switching on and off does not exceed the maximum operating current level specified herein above as absolute maximum rating. Also, employ appropriate countermeasures to reduce chattering and/or overshooting in the circuit.

### **2. Static Electricity**

- Static electricity or electrical surges will reduce and degrade the reliability of the LDs. It is recommended to use a wrist strap or anti-electrostatic glove when handling the product.

### **3. Absolute Maximum Rating**

- Active layer of LDs shall have high current density and generate high electric field during its operation. In order to prevent excessive damage, the LD must be operated strictly below absolute maximum rating.



**NOTE**  
LASERDIODE  
MUST BE COOLED