

**FEATURES**

- High Reliability and Excellent Stability at different environmental conditions
- Low noise, THIN FILM(NiCr) construction
- EIA Standard case size(0402, 0603, 0805, 1206)
- RoHS Compliance and 100% Lead-Free (Matte Sn termination finished)

**APPLICATIONS**

- Automotive
- Test & Measurement
- Optical & Telecommunication
- Medical and Industrial Equipment

**Electrical Specification**

Type	Size	Power Rating ar 85 °C		Resistance Tolerance (Code)	Resistance Rnage (ohm)	Temperature Coefficient (Code)	Max. operating Voltage	Resistance Vaues (E-series)	Packaging
		Regular	Ultra Reliability			(ppm/°C)			
RG1005	0402	0.063W	0.032W	±0.01% (L)	240 - 3.9K	5 (V)	25V	E-24, E-96	T05:500pcs T1:1000pcs
RG1608	0603	0.1W	0.063W		240 - 7.5K	5 (V)	75V		
RG2012	0805	0.125W	0.1W		250 - 36K	5 (V) 2 (L)	150V		
RG3216	1206	0.25W	0.125W		250 - 68K	5 (V) 2 (L)	200V		

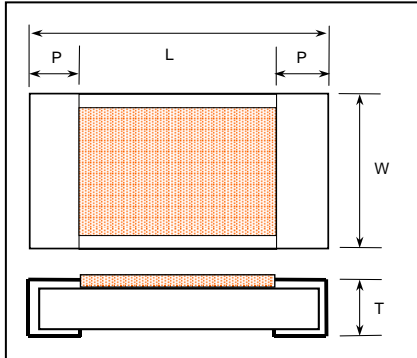
**Reliability Test Data**

Item	Test Methode	Performance of High Reliability		
		Rgluar	Ultra-Reliability	Typical
Short Time Overload	2.5 times of Rated Load X 5sec.	+/- 0.05%	+/- 0.05%	+/- 0.01%
Load Life	85°C Rated Load 90min. On/ 30min. Off per Cycle X1000	+/- 0.25%	+/- 0.1%	+/- 0.01%
Temp. Hum. Biasa	85°C 85% RH 1/10 power loaded 90min. On/ 30min. Off per Cycle X1000	+/- 0.25%	+/- 0.1%	+/- 0.05%
Temperature Cycles	-55°C (30min)/room temp.(2min) / +125°C(30min)/room temp.(2min) No Load per Cycle X1000	+/- 0.1%	+/- 0.1%	+/- 0.05%
High Temperature	155°C for 1000h with No Load	+/- 0.1%	+/- 0.1%	+/- 0.01%

Remarks: Depending on customer's reliability requirements, power rating between high power, regular power and low power can be selected.

Dimensions & Footprints

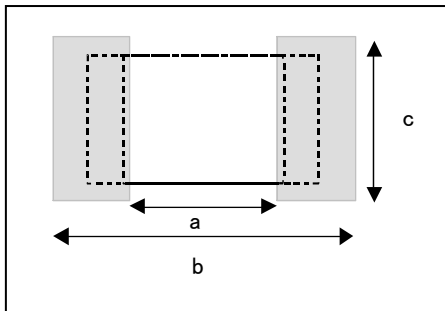
Dimensions inch (mm)



	L	W	P	T
RG1005	.040±.002 (1.0 ± 0.05)	.020±.002 (0.5 ± 0.05)	.008±.004 (0.2 ± 0.1)	.014±.002 (0.35 ± 0.05)
RG1608	.063 ± .008 (1.6 ± 0.2)	.031 ± .008 (0.8 ± 0.2)	.012 ± .008 (0.3 ± 0.2)	0.016 ± .004 (0.4 ± 0.1)
RG2012	.079 ± .008 (2.0 ± 0.2)	.049 ± .008 (1.25 ± 0.2)	.016 ± .008 (0.4 ± 0.2)	0.016 ± .004 (0.4 ± 0.1)
RG3216	.126 ± .008 (3.2 ± 0.2)	.063 ± .008 (1.6 ± 0.2)	.02 ± .01 (0.5 ± 0.25)	0.016 ± .004 (0.4 ± 0.1)

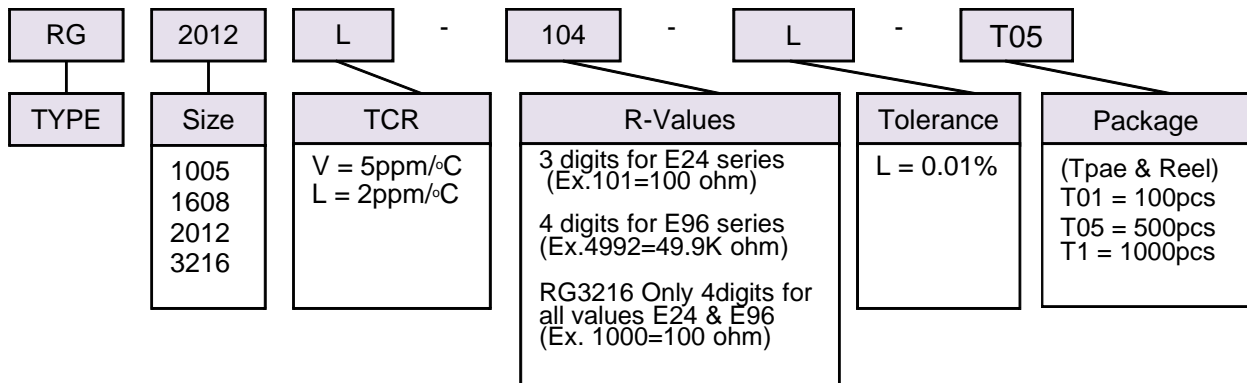
Recommended Mounting Footprints

Dimensions (mm)



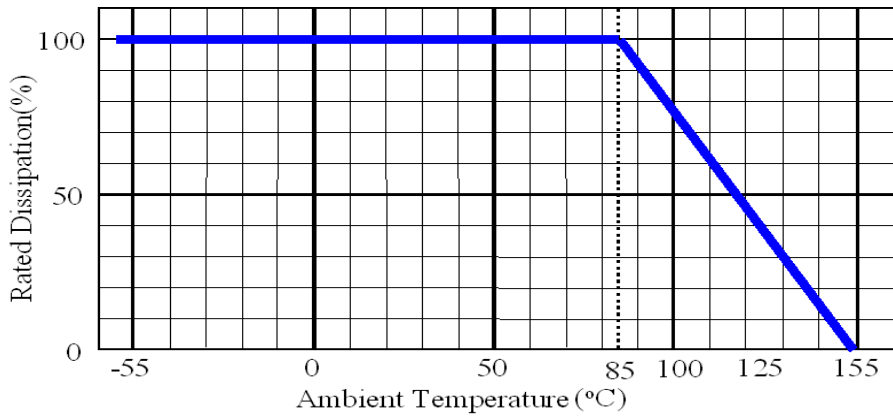
	a	b	c
RG1005	0.5	1.6	0.6
RG1608	1.0	3.0	1.2
RG2012	1.2	4.0	1.7
RG3216	2.0	5.0	2.0

Ordering information

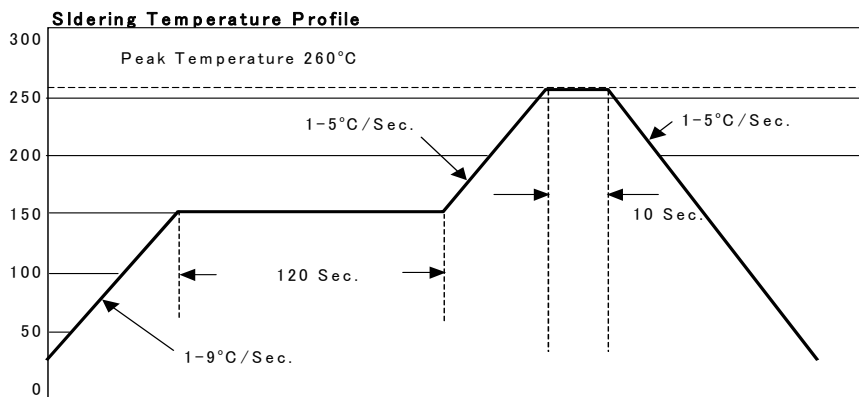


### Power Derating Curve

For operation above 85degC, power rating must be derated according to the following chart.

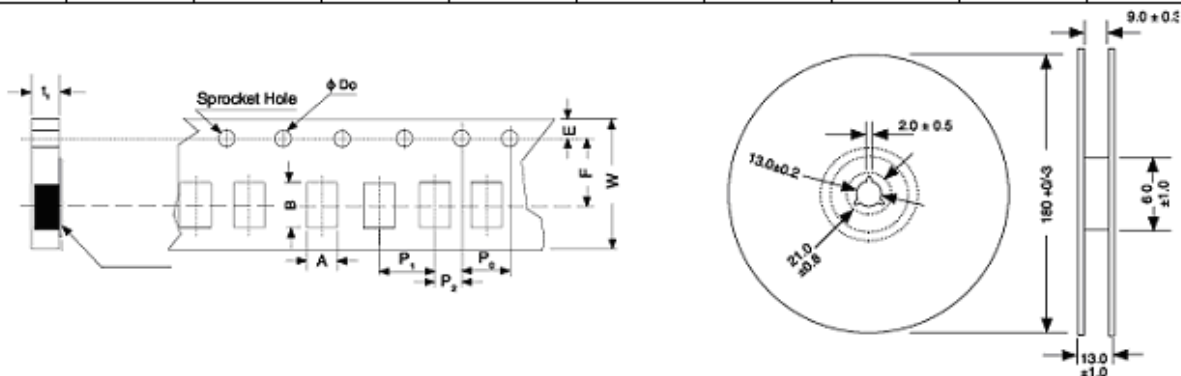


### Recommended Reflow Curve



### Tape & Reel Dimensions (mm)

Type	A	B	E	F	W	P <sub>0</sub>	P <sub>1</sub>	P <sub>2</sub>	t <sub>1</sub>
RG1005	0.63 ± 0.05	1.13 ± 0.05	1.75 ± 0.1	3.5 ± 0.05	8.0 ± 0.3	4.0 ± 0.1	2.0 ± 0.05	2.0 ± 0.05	0.43 ± 0.05
RG1608	1.1 ± 0.1	1.9 ± 0.1					0.6 ± 0.05		
RG2012	1.65 ± 0.2	2.4 ± 0.2					0.75 ± 0.05		
RG3216	1.9 ± 0.1	3.5 ± 0.1					1.0 ± 0.2		



## Susumu:

[RG1005V-101-B-T1](#) [RG1005V-101-C-T10](#) [RG1005V-101-W-T1](#) [RG1005V-1020-B-T1](#) [RG1005V-1020-C-T10](#)  
[RG1005V-1020-W-T1](#) [RG1005V-1021-B-T1](#) [RG1005V-1021-C-T10](#) [RG1005V-1021-W-T1](#) [RG1005V-102-B-T1](#)  
[RG1005V-102-C-T10](#) [RG1005V-1050-B-T1](#) [RG1005V-1050-C-T10](#) [RG1005V-1050-W-T1](#) [RG1005V-1051-B-T1](#)  
[RG1005V-1051-C-T10](#) [RG1005V-1051-W-T1](#) [RG1005V-1070-B-T1](#) [RG1005V-1070-C-T10](#) [RG1005V-1070-W-T1](#)  
[RG1005V-1071-B-T1](#) [RG1005V-1071-C-T10](#) [RG1005V-1071-W-T1](#) [RG1005V-112-B-T1](#) [RG1005V-112-C-T10](#)  
[RG1005V-112-W-T1](#) [RG1005V-1130-B-T1](#) [RG1005V-1130-C-T10](#) [RG1005V-1130-W-T1](#) [RG1005V-1131-B-T1](#)  
[RG1005V-1131-C-T10](#) [RG1005V-1131-W-T1](#) [RG1005V-1150-B-T1](#) [RG1005V-1150-C-T10](#) [RG1005V-1150-W-T1](#)  
[RG1005V-1151-B-T1](#) [RG1005V-1151-C-T10](#) [RG1005V-1151-W-T1](#) [RG1005V-1180-B-T1](#) [RG1005V-1180-C-T10](#)  
[RG1005V-1180-W-T1](#) [RG1005V-1181-B-T1](#) [RG1005V-1181-C-T10](#) [RG1005V-1181-W-T1](#) [RG1005V-1210-B-T1](#)  
[RG1005V-1210-C-T10](#) [RG1005V-1210-W-T1](#) [RG1005V-1211-B-T1](#) [RG1005V-1211-C-T10](#) [RG1005V-1211-W-T1](#)  
[RG1005V-121-B-T1](#) [RG1005V-121-C-T10](#) [RG1005V-121-W-T1](#) [RG1005V-122-B-T1](#) [RG1005V-122-C-T10](#)  
[RG1005V-122-W-T1](#) [RG1005V-1240-B-T1](#) [RG1005V-1240-C-T10](#) [RG1005V-1240-W-T1](#) [RG1005V-1241-B-T1](#)  
[RG1005V-1241-C-T10](#) [RG1005V-1241-W-T1](#) [RG1005V-1270-B-T1](#) [RG1005V-1270-C-T10](#) [RG1005V-1270-W-T1](#)  
[RG1005V-1271-B-T1](#) [RG1005V-1271-C-T10](#) [RG1005V-1271-W-T1](#) [RG1005V-131-B-T1](#) [RG1005V-131-C-T10](#)  
[RG1005V-132-B-T1](#) [RG1005V-132-C-T10](#) [RG1005V-132-W-T1](#) [RG1005V-1330-B-T1](#) [RG1005V-1330-C-T10](#)  
[RG1005V-1330-W-T1](#) [RG1005V-1331-B-T1](#) [RG1005V-1331-C-T10](#) [RG1005V-1370-B-T1](#) [RG1005V-1370-C-T10](#)  
[RG1005V-1370-W-T1](#) [RG1005V-1371-B-T1](#) [RG1005V-1371-C-T10](#) [RG1005V-1371-W-T1](#) [RG1005V-1401-B-T1](#)  
[RG1005V-1401-C-T10](#) [RG1005V-1401-W-T1](#) [RG1005V-1430-B-T1](#) [RG1005V-1430-C-T10](#) [RG1005V-1430-W-T1](#)  
[RG1005V-1431-B-T1](#) [RG1005V-1431-C-T10](#) [RG1005V-1431-W-T1](#) [RG1005V-1470-B-T1](#) [RG1005V-1470-C-T10](#)  
[RG1005V-1470-W-T1](#) [RG1005V-1471-B-T1](#) [RG1005V-1471-C-T10](#) [RG1005V-1471-W-T1](#) [RG1005V-151-B-T1](#)