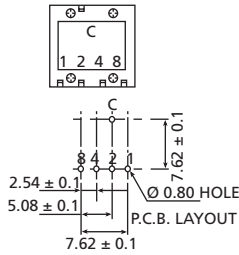


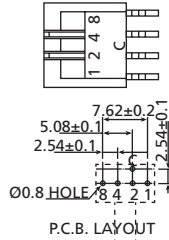

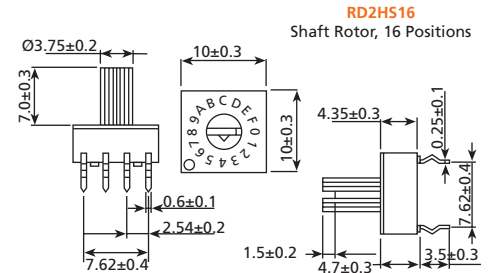
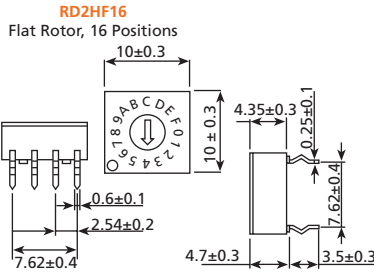
Rotary Switches

10 x 10 mm Rotary DIP Switches with 1:4 Pinout

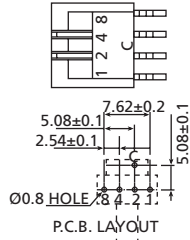

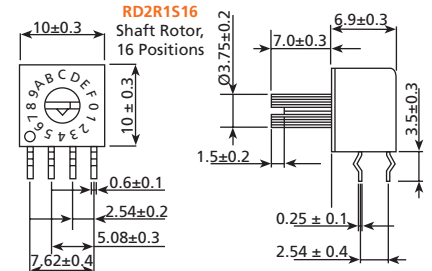
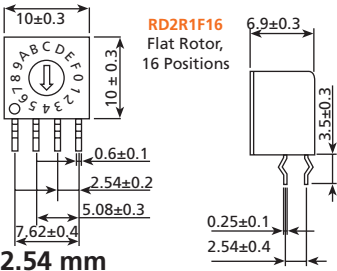
RD2 Series



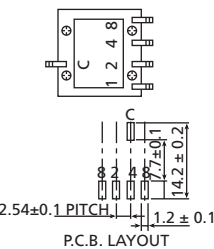
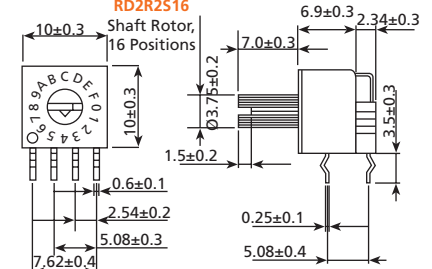
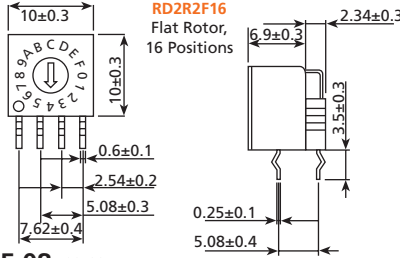
RD2H THT Top Adjust Type Terminals



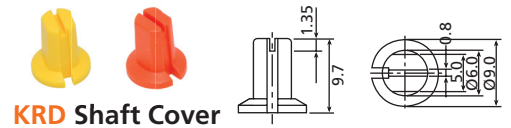
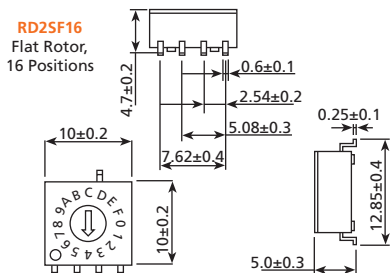
RD2R1 THT Right Angle Rows Spacing 2.54 mm



RD2R2 THT Right Angle Rows Spacing 5.08 mm



RD2S SMT with Top Tape Sealed



KRD Shaft Cover

Code

- Real Code (Rotor Color: White)
- Complementary Code (Rotor Color: Red)

Pin No.	Position															
	0	1	2	3	4	5	6	7	8	9	A	B	C	D	E	F
1	○	●	○	●	○	●	○	●	○	●	○	●	○	●	○	●
2	○	○	○	○	○	○	○	○	○	○	○	○	○	○	○	○
4	○	○	○	○	○	○	○	○	○	○	○	○	○	○	○	○
8	○	○	○	○	○	○	○	○	○	○	○	○	○	○	○	○

How to order:

RD2 + KRD
Optional: Shaft Cover

1 TYPE OF TERMINALS:

- H** THT Top Adjust Type (Standard)
- R1** THT Right Angle Side Adjust Type with Rows Spacing 2.54 mm
- R2** THT Right Angle Side Adjust Type with Rows Spacing 5.08 mm
- S** SMT with Top Tape Sealed

2 ROTOR TYPE:

- F** Flat Rotor
- S** Shaft Rotor (RD2H & RD2R Only)

3 NO. OF POSITIONS:

- 08** 8 Positions
- 10** 10 Positions
- 16** 16 Positions

4 CODE:

- R** Real Code
- S** Complementary Code

5 PACKAGING TYPE:

- TB** Tube
- TR** Tape & Reel (RD2S Only)

6 (OPTIONAL:) SHAFT COVER COLOR:

- D** Orange
- E** Yellow

General Specifications:

FEATURES

- » Molded-in terminals and fully sealed construction
- » Gold plated contact to ensure low contact resistance

MECHANICAL

- » Mechanical Life: 2,000 steps per position
- » Operating Force: 500 gf max.
- » Operation Temperature: -20°C to +70°C
- » Storage Temperature: -40°C to +85°C

ELECTRICAL

- » Contact Rating: 25mA, 24VDC

SOLDERING PROCESSES

- » Solderability for T.H.T.: After flux 230±5°C for 5±0.5 seconds, 95% coverage
- » Resistance to soldering heat for T.H.T.: 260±5°C for 5±1 seconds
- » Reflow soldering heat for S.M.T. (reference only): 210°C for 20 seconds or less, peak temperature 230°C or less