

Silicon Bridge Rectifiers

RBV6005--RBV610

FEATURES

- Ideal for printed circuit board
- Reliable low cost construction utilizing molded plastic technique results in inexpensive product
- Surge overload rating: 200 amperes peak



Lead-free

Maximum Ratings (@T_A = 25°C unless otherwise specified)

Characteristic	Symbol	RBV6005	RBV601	RBV602	RBV604	RBV606	RBV608	RBV610	UNITS
Maximum recurrent peak reverse voltage	V _{RRM}	50	100	200	400	600	800	1000	V
Maximum RMS voltage	V _{RMS}	35	70	140	280	420	560	700	V
Maximum DC blocking voltage	V _{DC}	50	100	200	400	600	800	1000	V
Maximum average forward Output current @T _C =50°C	I _{F(AV)}	6.0							A
Peak forward surge current 8.3ms single half-sine-wave superimposed on rated load	I _{FSM}	200							A

Thermal Characteristics

Characteristic	Symbol	RBV6005	RBV601	RBV602	RBV604	RBV606	RBV608	RBV610	UNITS
Operating junction temperature range	T _J	- 55 ---- + 150							°C
Storage temperature range	T _{STG}	- 55 ---- + 150							°C

Electrical Characteristics (@T_A = 25°C unless otherwise specified)

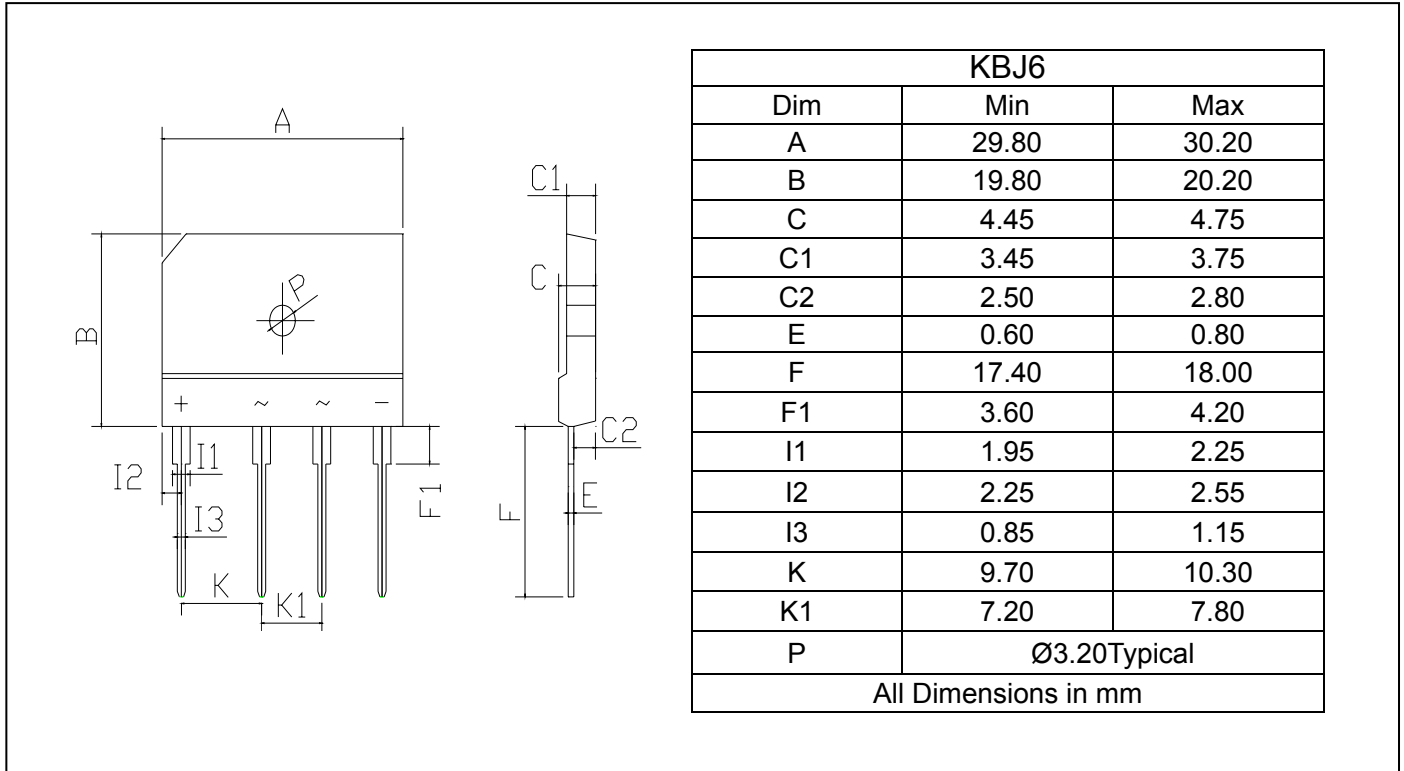
Characteristic	Symbol	RBV6005	RBV601	RBV602	RBV604	RBV606	RBV608	RBV610	UNITS
Maximum instantaneous forward voltage @3.0A	V _F	1.0							V
Maximum reverse current @T _A =25 °C at rated DC blocking voltage @T _A =100°C	I _R	10 200							μ A



Silicon Bridge Rectifiers

RBV6005--RBV610

PACKAGE OUTLINE DIMENSIONS



PACKAGE INFORMATION

Device	Package	Shipping
RBV6005-RBV610	KBJ6	250 Units/Box



Silicon Bridge Rectifiers

RBV6005--RBV610

FIG.1 – PEAK FORWARD SURGE CURRENT

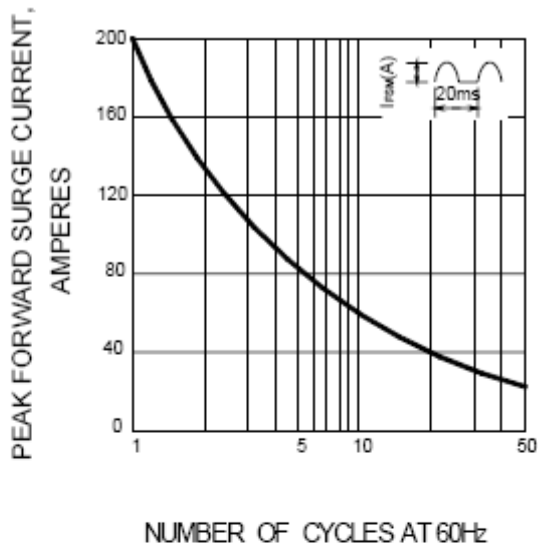


FIG.2 -- FORWARD DERATING CURVE

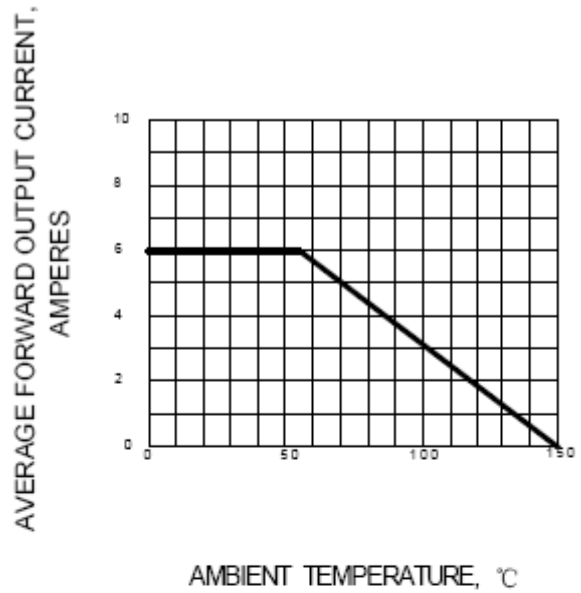


FIG.3 – TYPICAL FORWARD CHARACTERISTIC

