

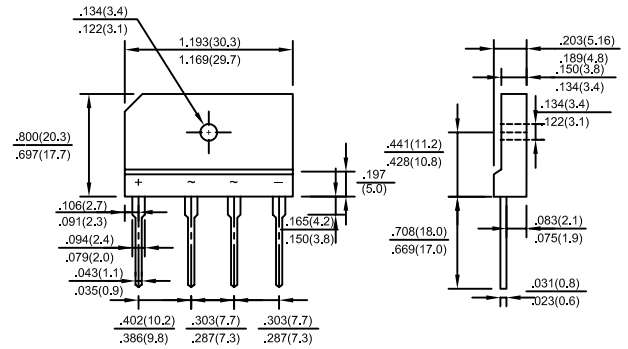
SILICON BRIDGE RECTIFIERS

VOLTAGE RANGE: 50 --- 1000 V
CURRENT: 6.0 A

FEATURES

- Ideal for printed circuit board
- Reliable low cost construction utilizing molded plastic technique
- Surge overload rating: 200 amperes peak

KBJ6



inch (mm)

MAXIMUM RATINGS AND ELECTRICAL CHARACTERISTICS

Ratings at 25 °C ambient temperature unless otherwise specified.

Single phase, half wave, 60 Hz, resistive or inductive load. For capacitive load, derate by 20%.

		RBV 6005	RBV 601	RBV 602	RBV 604	RBV 606	RBV 608	RBV 610	UNITS
Maximum recurrent peak reverse voltage	V_{RRM}	50	100	200	400	600	800	1000	V
Maximum RMS voltage	V_{RMS}	35	70	140	280	420	560	700	V
Maximum DC blocking voltage	V_{DC}	50	100	200	400	600	800	1000	V
Maximum average forward Output current @ $T_C=55$	$I_{(AV)}$	6.0							A
Peak forward surge current 8.3ms single half-sine-wave superimposed on rated load	I_{FSM}	200							A
Maximum instantaneous forward voltage at 3.0 A	V_F	1.0							V
Maximum reverse current @ $T_A=25$ at rated DC blocking voltage @ $T_A=100$	I_R	10 200							μA μA
Operating junction temperature range	T_j	- 55 ---- + 150							
Storage temperature range	T_{STG}	- 55 ---- + 150							

www.galaxycn.com

FIG.1 – PEAK FORWARD SURGE CURRENT

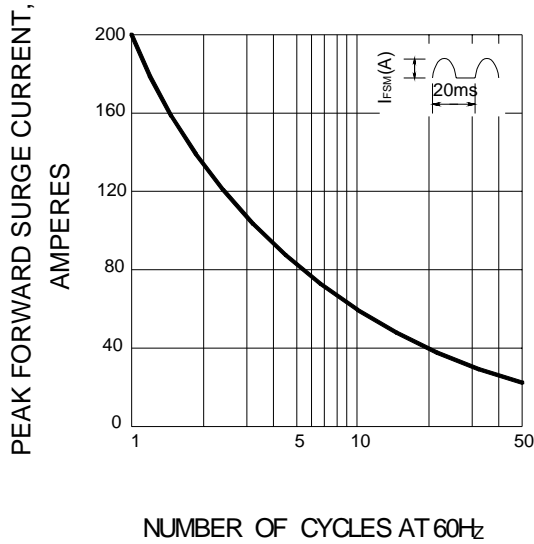


FIG.2 – FORWARD DERATING CURVE

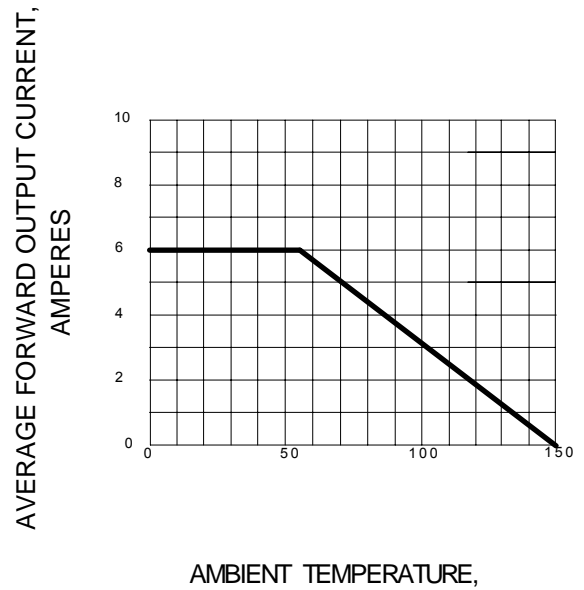


FIG.3 – TYPICAL FORWARD CHARACTERISTIC

