

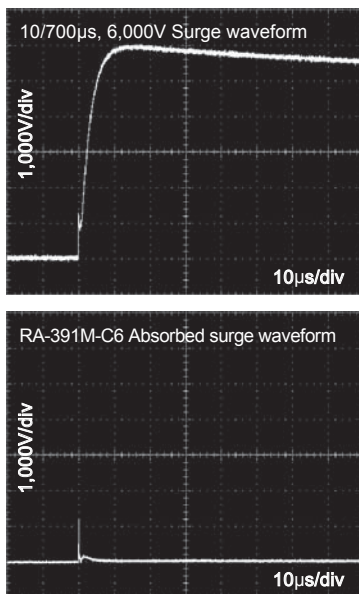


Features

- Fast response time.
- Large surge withstand capability 2,000A.
- Protects electronic components from impulse breakdown voltage.
- Small inter-terminal capacity.

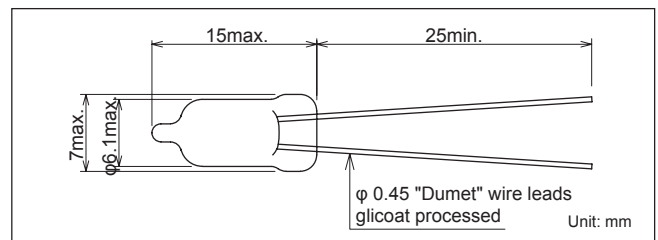
Applications

- xDSL modems, Splitters, BS tuner, CRT, VCR, Telephone, Modems, Car audio and GPS.
- *Impulse Absorption Characteristics*

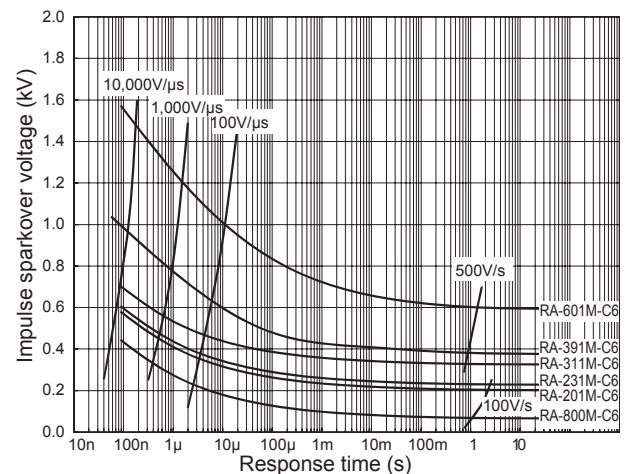


Safety Standard		File No.
UL	:UL497B	E139599
	:UL1449	E332107
UL	:UL1414	E47474
cUL	:C22.2 No.1	
SEMKO	:IEC61643-1	SE-44153
	:EN61643-11	1020662

Dimensions



V-t Characteristics



Electrical Specifications

Safety Standard				Model Number P: Without Marking M: Marking	DC Sparkover Voltage (V)	Insulation Resistance(MΩ)	Electrostatic Capacitance 1MHz (pF)	Impulse Discharge Current 8/20µs (A)	Impulse Life Test 8/20µs 100A	Withstand Voltage Test
UL 497B	UL 1449	UL 1414 cUL	SEMKO							
O	-	-	-	RA-800P/M-C6	80 (64 ~ 96)	1,000 min. (DC50V)	1.0 max.	2,000	300 times	-
O	-	-	-	RA-151P/M-C6	150 (120 ~ 180)					
O	-	-	-	RA-201P/M-C6	200 (160 ~ 240)					
O	-	-	-	RA-231P/M-C6	230 (184 ~ 276)					
O	O*1	-	-	RA-311P/M-C6	310 (264 ~ 356)	1,000min. (DC100V)				
O	O*1	-	-	RA-351P/M-C6	350 (280 ~ 420)					
O	O*1	-	-	RA-391P/M-C6	390 (312 ~ 468)					
O	O*1	-	O*4	RA-501P/M-C6	500 (400 ~ 600)	1,000min. (DC250V)				
-	O*2	-	O*4	RA-601P/M-C6	600 (480 ~ 720)					
-	O*1	-	O*4	RA-102P/M-C6	1,000 (800 ~ 1,200)	1,000min. (DC500V)				
-	O*1	-	O*4	RA-152P/M-C6	1,500 (1,200 ~ 1,800)					
-	O*1	-	-	RA-202P/M-C6	2,000 (1,600 ~ 2,400)*5					
-	O*1	O*1	O	RA-242M-C6	2,400 (1,920 ~ 2,880)*5					
-	O*1	O*1	O	RA-272M-C6	2,700 (2,160 ~ 3,240)*5					
-	O*1	O*3	O	RA-302M-C6	3,000 (2,400 ~ 3,600)*5					
-	O*1	O*3	O	RA-302M-C6(AC)	3,000 (2,700 ~ 3,900)*5				AC1,000V60s	
									AC1,250V3s	
									AC1,250V3s	
									AC1,500V60s	
									AC1,800V3s	

*1 Rated voltage AC125V: Approved if it is connected to UL approved varistor (V1.0mA \geq 270V, D \geq φ 5mm).

*2 Rated voltage AC250V: Approved if it is connected to UL approved varistor (V1.0mA \geq 390V, D \geq φ 7mm).

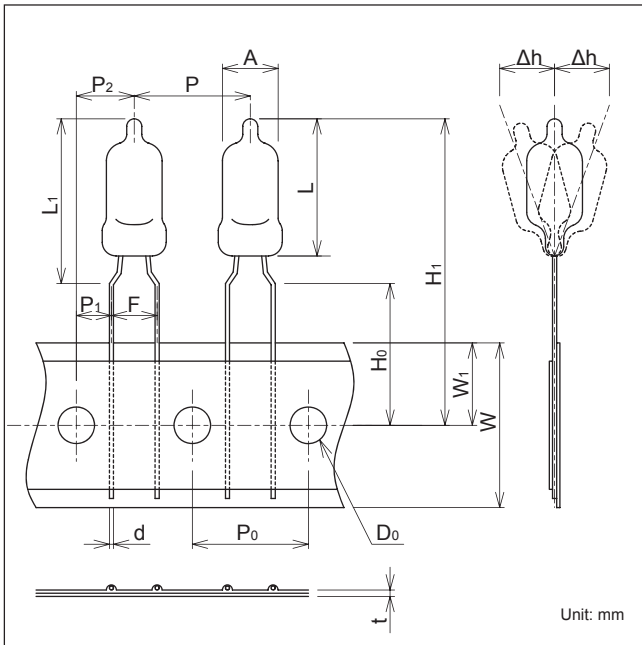
*3 Rated voltage AC250V: Approved if it is connected to UL approved varistor (V1.0mA \geq 390V, D \geq φ 5mm).

*4 P: Those with no markings are not SEMKO compliant.

*5 Reference Value




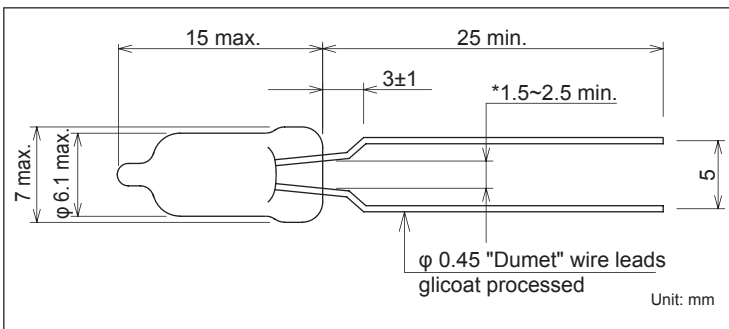
● Taping Dimensions (RA-XXXXP/M-C6-Y)



Description		Symbol	Dimension (mm)
RA	Height	L	15.0 max.
	Lamp Diameter	A	φ 6.1 max.
	Lead Diameter	d	φ 0.45±0.05
Product height from board		L ₁	17.0 max.
Lamp pitch		P	12.7±1.0
Hole pitch		P ₀	12.7±0.3*
Hole position		P ₁	3.85±0.7
		P ₂	6.35±1.3
Pitch between leads		F	5.0 ^{+0.6} _{-0.2}
Declining		Δh	±2.0
Paper width		W	18.0±0.5
Hole position		W ₁	9.0±0.5
Lead clinch height		H ₀	16.0±0.5
Product height		H ₁	(33.5)
Hole diameter		D ₀	φ 4.0±0.2
Paper thickness		t	0.7±0.2

* Accumulative pitch error: 4 pitches 50.8±0.6mm, 20 pitches 254±1.5mm

● Forming Dimensions (RA-XXXXP/M-C6-F)



● Packing Quantity per Carton

RA-C6-Y: 2,000 pcs

● Description of marking



- ①②③..... DC Sparkover Voltage ①②×10^③
- ④..... T : China production
None : Japan production
- ⑤..... Tolerance ±20% (Symbol O)*1
- ⑥..... Last digit of the calendar year eg.) 2013→3
- ⑦..... The month manufactured (see below)

*1 Tolerance of 311 ±15% (Symbol M)

Month	1	2	3	4	5	6	7	8	9	10	11	12
Symbol	A	B	D	E	F	G	H	J	K	L	M	N

eg) In case of japan production

Model: RA-102M-C6

DC spark-over voltage: 1,000V

Tolerance: ±20%→O

Calendar: 2013→3

Manufactured month: January→A

