

R2500 thru R5000

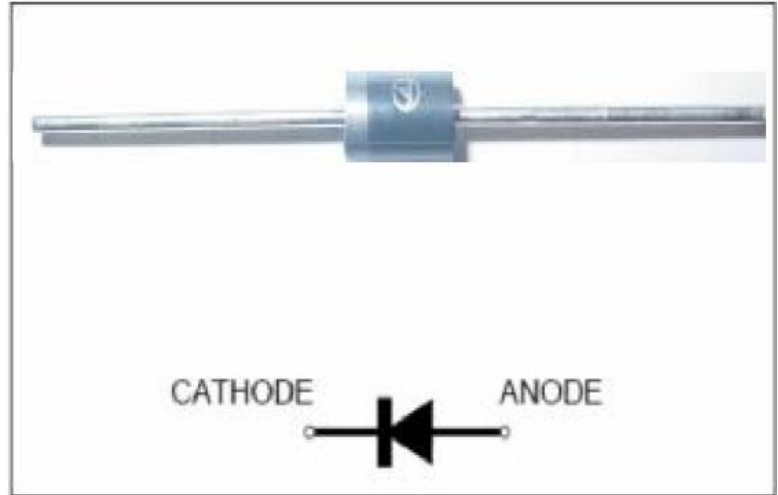
High Voltage General Purpose Plastic Rectifiers
Reverse Voltage 2500 to 5000V Forward Current 0.2A

Feature & Dimensions

- * Plastic package has Underwriters Laboratory Flammability Classification 94V-0
- * Low leakage
- * Low forward voltage drop
- * High current capability
- * Easily cleaned with Freon, Alcohol, Isopropanol and similar solvents
- * Deffused junction
- * Capable of meeting environmental standards of MIL-S-19500
- * High temperature soldering guaranteed:
260°C/10 seconds

Mechanical Data

Case: JEDEC DO-15, molded plastic body
Terminals: Plated axial leads, solderable per MIL-STD-750, Method 2026
Polarity: Color band denotes cathode end
Mounting Position: Any
Weight: 0.015oz., 0.40g
Handling precaution: None



We declare that the material of product compliance with ROHS requirements

1. Electrical Characteristic

Maximum Ratings & Thermal Characteristics Ratings at 25°C ambient temperature unless otherwise specified.

Parameter Symbol	symbol	R 2500	R 3000	R 4000	R 5000	Unit
device marking code		R2500	R3000	R4000	R5000	
Maximum repetitive peak reverse voltage	V_{RRM}	2500	3000	4000	5000	V
Maximum RMS voltage	V_{RMS}	1750	2100	2800	3500	V
Maximum DC blocking voltage	V_{DC}	2500	3000	4000	5000	V
Maximum average forward rectified current 0.375" (9.5mm) lead length at $T_A = 50^\circ\text{C}$	$I_{F(AV)}$	0.2				A
Peak forward surge current 8.3ms single half sine-wave superimposed on rated load (JEDEC Method)	I_{FSM}	25		15		A
Typical thermal resistance (Note 1)	$R_{\theta JA}$	35				°C/W
Operating junction and storage temperature range	T_J, T_{STG}	-50 to +150				°C

Electrical Characteristics Ratings at 25°C ambient temperature unless otherwise specified.

Parameter Symbol	symbol	R2500	R 3000	R 4000	R 5000	Unit
Maximum instantaneous forward voltage at $I_{F(AV)}$	V_F	3.0	4.0	5.0		V
Maximum DC reverse current $T_A = 25^\circ\text{C}$ at rated DC blocking voltage $T_A = 100^\circ\text{C}$	I_R	5.0		100		μA
Typical junction capacitance at 4.0V, 1MHz	C_J	15				PF

NOTES:

1. Thermal resistance from junction to ambient at 0.375" (9.5mm) lead length, P.C.B. mounted

R2500 thru R5000

2. Characteristic Curves (TA = 25°C unless otherwise noted)

Fig. 1 - Forward Current Derating Curve

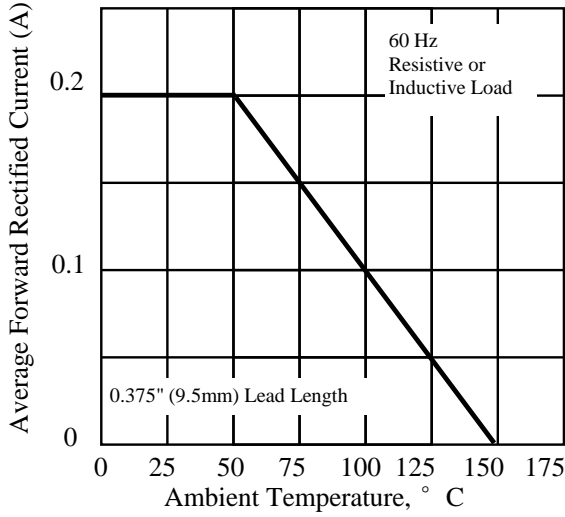


Fig. 2 - Maximum Non-repetitive Peak Forward Surge Current

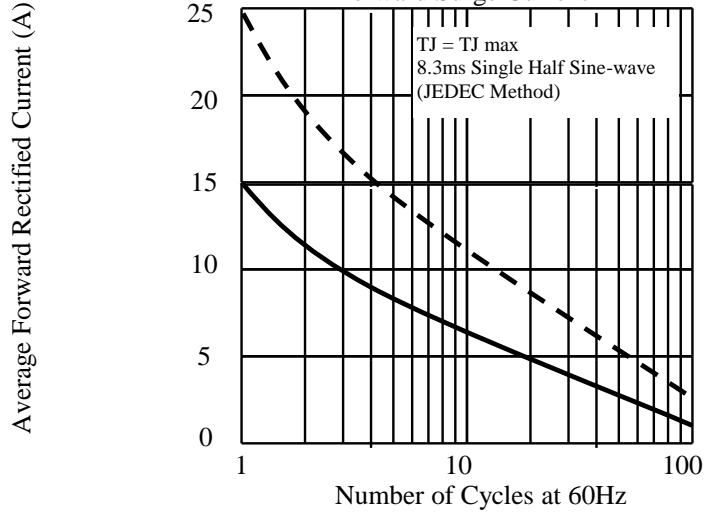


Fig. 3 - Typical Instantaneous Forward Characteristics

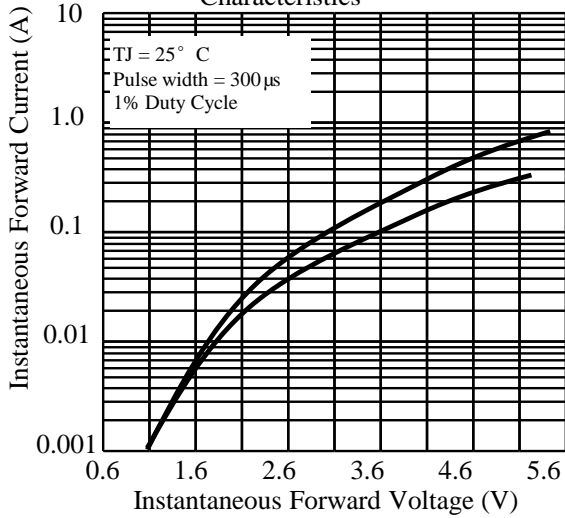


Fig. 4 - Typical Reverse Characteristics

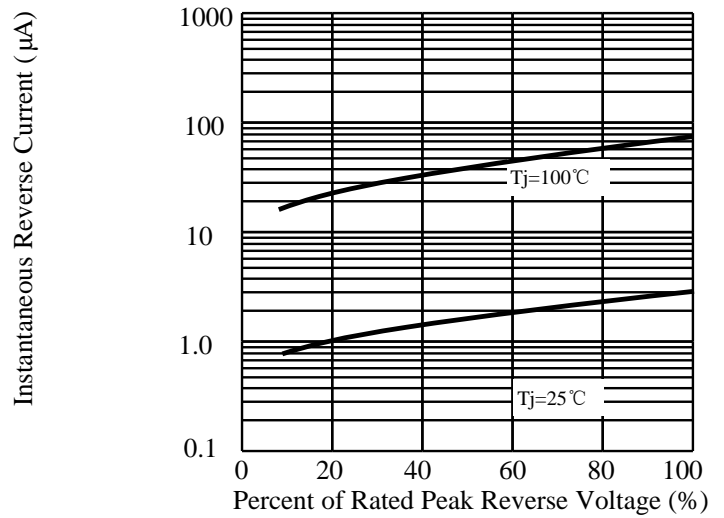


Fig. 5 - typical transient thermal impedance

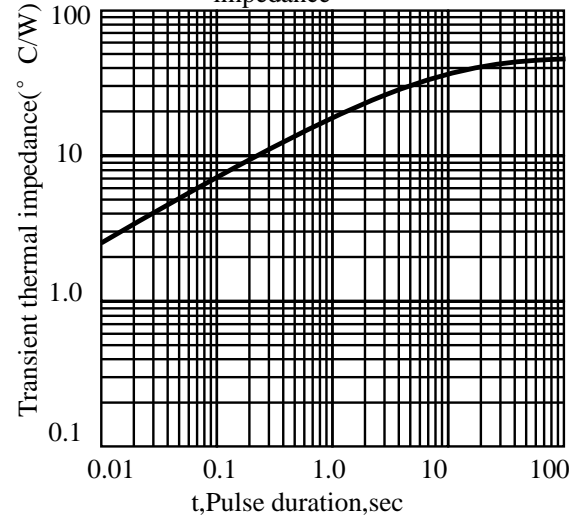
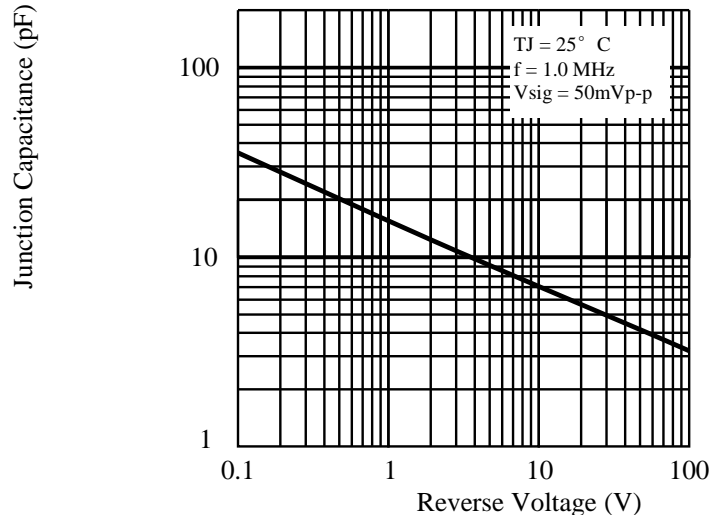
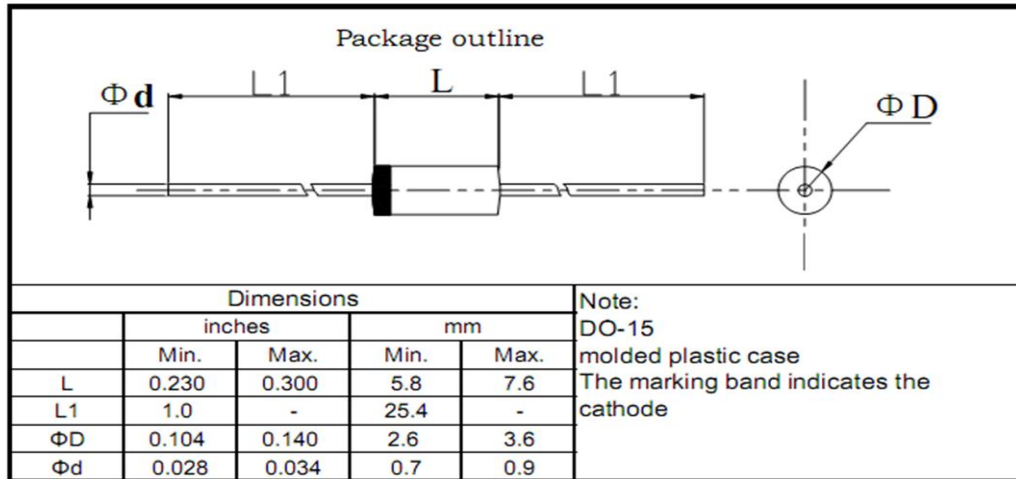


Fig. 6 - Typical Junction Capacitance



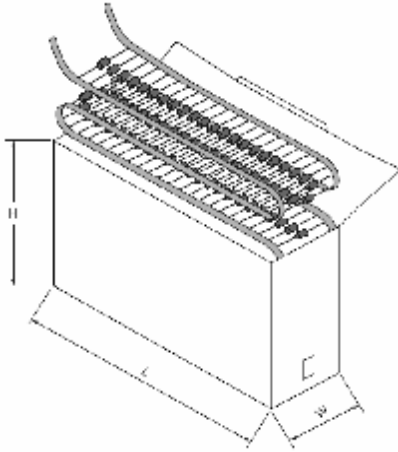
R2500 thru R5000

3. dimension:



标题： 塑封生产线轴向产品包装规范	文件编号： WI-250
	第 4 版 第 0 次修改
	第 1 页

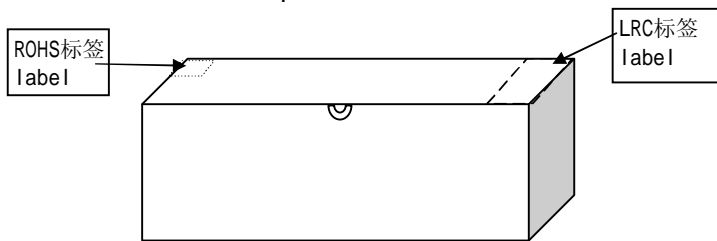
- 1 弹带盒装 ammo and box
- 1.1. 弹带盒规格 ammo spec.



单位：mm

	L	W	H
T52	262±2	76±2	90±2
T42	262±2	64±2	90±2
T26	250±3	45±3	95±3

- 1.2 弹带内盒要求 inner box spec.



标题: 塑封生产线轴向产品包装规范	文件编号: WI-250
	第 4 版 第 0 次修改
	第 2 页

1.4 标签要求 label spec.

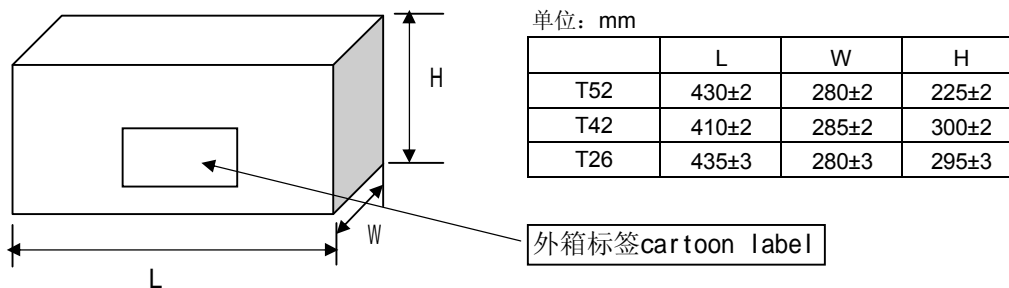
1.4.1 LRC标签 LRC label

成型 FORMING	*****	← 成型规格 forming spec.
型号 TYPE	*****	← LRC产品型号 type
重复峰压 (V) PRV (V)	****	← 产品重复峰压值 peak repetitive voltage
额定电流 (A) I _o (A)	**	← 产品额定电流值 average output current
数量 (只) QTY (pcs)	****	← 产品数量 quantity
检验员 CHECKER	02	
日期: DATE:	*****	← 产品生产日期 date

1.4.2 环保标签 environmental protection label



2. 外箱规格 carton spec.



3 按以上包装方式, 编带数量和外包装箱产品数量: typing and carton spec.

	塑封外型			
	A-405 & DO-41 & R-1	R-3	DO-15	DO-201AD
每根编带数量 quantity/ammo	3K	1.8K	2K(T52) 1.8K(T26)	0.8K
外箱数量 (T52编带) quantity/cartoon	30K	18K	20K	8.0K
外箱数量 (T26编带) quantity/cartoon	60K	36K	36K	-
外箱数量 (T42编带) quantity/cartoon	54K	32.4K	36K	-

标题:

塑封生产线轴向产品包装规范

文件编号: WI-250

第 4 版 第 0 次修改

第 3 页

4 编带规格 brede spec



尺寸代号	编带尺寸 typing dimension					
	26/tape	35/tape	40/tape	42/tape	52/tape	52/tape#
W	26 0.0/+1.6	35 -1.0/+0.5	40 -1.0/+0.5	42 -1.0/+1.0	52 -1.0/+2.0	52 -1.0/+2.0
P	5±0.5	5±0.5	5±0.5	5±0.5	5±0.5	10±0.5
L1-L2	<1.0	<1.0	<1.0	<1.0	<1.2	<1.2
H	6±1.0	6±1.0	6±1.0	6±1.0	6±1.0	6±1.0
Z	<1.0	<1.0	<1.0	<1.0	<1.0	<1.0
R	<1.0	<1.0	<1.0	<1.0	<1.0	<1.0
T	>3.5	>3.5	>3.5	>3.5	>3.5	>3.5

注: 52编带# 为DO-201AD编带规格 "52编带#" just for D0-201AD

1. 红白编带厚度为0.05mm; 两种胶带各自之间无明显色差; 编带要求均为胶带。
The typing thickness is 0.05mm and color is obvious difference
2. 两端引带20~40cm. Typing lead over 20~40cm
3. 红色编带一端为二极管“负极”; 白色编带一端为二极管“正极”。
red color is cathode ,white color is anode
4. 无卤 green epoxy compound (无卤产品才贴HF only)

Green



LRC

乐山无线电股份有限公司
Leshan Radio Company, Ltd

R2500 thru R5000

4. Update Record

版次	更新记录	更新作者	更新日期
1	第一版	余波	2010-11-18