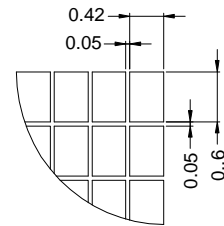
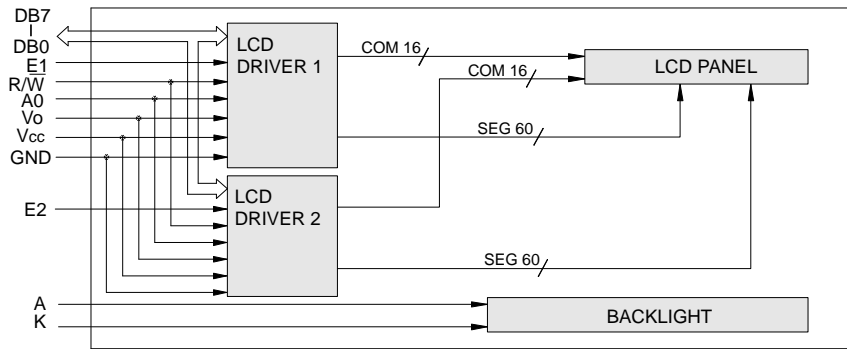
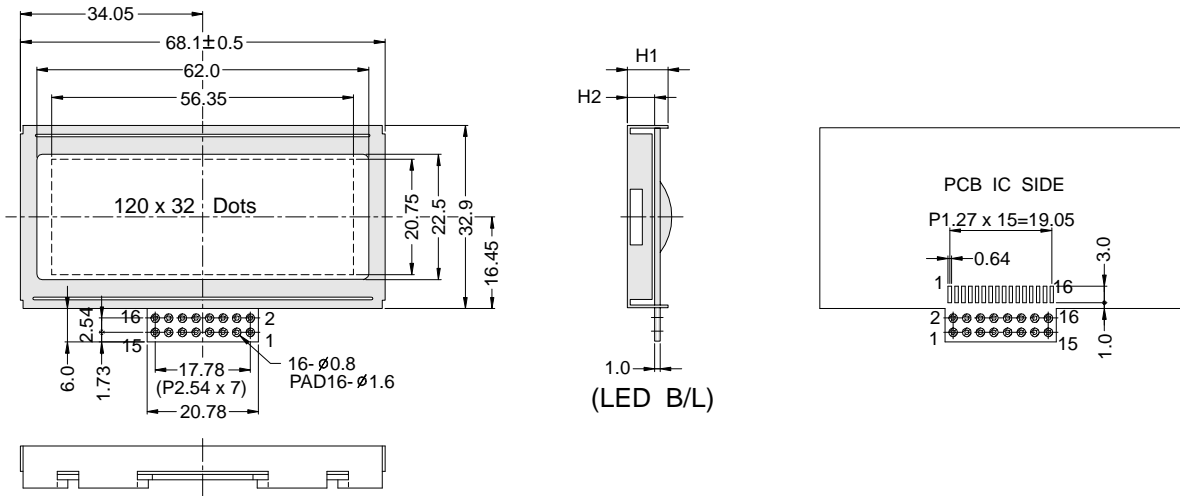




**OUTLINE DIMENSION & BLOCK DIAGRAM**



The tolerance unless classified  $\pm 0.3\text{mm}$

MECHANICAL SPECIFICATION			
Overall Size	74.8 x 28.8	Module	H2 / H1
View Area	70.0 x 21.0	W / O B/L	3.7 / 6.2
Dot Size	0.48 x 0.52	EL B/L	5.1 / 7.6
Dot Pitch	0.52 x 0.56	LED B/L	- / -

PIN ASSIGNMENT		
Pin no.	Symbol	Function
1	GND	Power supply (GND)
2	Vdd	Power supply(+)
3	Vo	Contrast Adjust
4	A0	Command data input
5	R/W	Data read / write
6	E1	Enable driver 1
7	E2	Enable driver 2
8	NC	No connection
9-16	DB0-DB7	Data bus line

ABSOLUTE MAXIMUM RATING									
Item	Symbol	Condition	Min.	Max.	Units				
Supply for logic voltage	Vdd-Vss	25°C	-0.3	8.0	V				
LCD driving supply voltage	Vdd-Vee	25°C	-0.3	16.5	V				
Input voltage	Vin	25°C	-0.3	Vdd+0.3	V				
ELECTRICAL CHARACTERISTICS									
Item	Symbol	Condition	Min.	Typical	Max.	Units			
Power supply voltage	Vdd-Vss	25°C	2.7	-	5.5	V			
LCD operation voltage	Vop	Top	N	W	N	W	V		
		-20°C	-	5.6	-	6	-	6.3	V
		0°C	5.3	-	5.7	-	6.1	-	V
		25°C	5.0	5.6	5.4	5.9	5.8	6.2	V
		50°C	4.7	-	5.1	-	5.5	-	V
70°C	-	5.3	-	5.6	-	5.9	V		
LCM current consumption (No B/L)	Idd	Vdd=5V	-	1.0	2.5	mA			
Backlight current consumption	LED/edge	VB/L=4.2V	-	100	-	mA			
	LED/array	VB/L=4.2V	-	-	-	mA			

**REMARK**

LCD option: STN, TN, FSTN

Backlight Option: LED, EL Backlight feature, other Specs not available on catalog is under request.

