



■ Features :

- AC phase-cut dimming
- Work with leading edge and trailing edge dimmers
- 115VAC or 230VAC models available
- Fully isolated plastic case
- Constant current design
- Protections: Short circuit / Overload / Over temperature
- Built-in active PFC function
- Cooling by free air convection
- Suitable for indoor LED lighting applications
- 100% full load burn-in test
- Low cost
- High reliability
- 3 years warranty



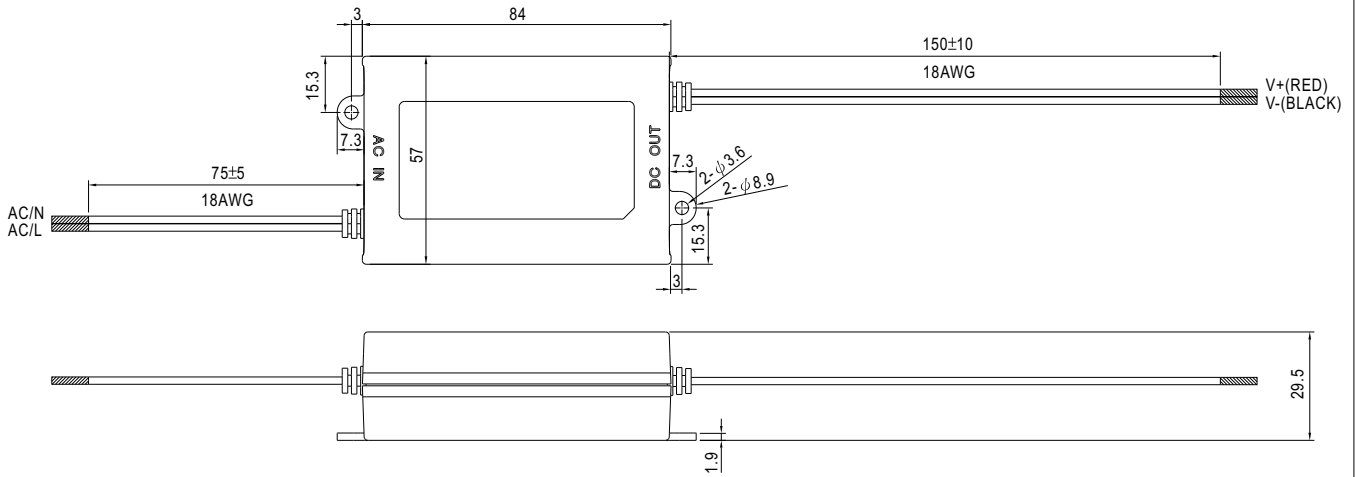
PCD-16-350 [A] A : With AC input 90~ 135VAC.  
 B : With AC input 180~ 295VAC.

**SPECIFICATION**

MODEL		PCD-16-350 □	PCD-16-700 □	PCD-16-1050 □	PCD-16-1400 □
OUTPUT	RATED CURRENT	350mA	700mA	1050mA	1400mA
	OPERATING VOLTAGE RANGE	24 ~ 48V	16 ~ 24V	12 ~ 16V	8 ~ 12V
	CURRENT RANGE	0 ~ 350mA	0 ~ 700mA	0 ~ 1050mA	0 ~ 1400mA
	RATED POWER	16.8W	16.8W	16.8W	16.8W
	RIPPLE & NOISE (max.) Note.1	4.6Vp-p	2.7Vp-p	2.2Vp-p	2Vp-p
	NO LOAD OUTPUT VOLTAGE (max.)	63V	35V	25V	16V
	SETUP TIME	1000ms / 230VAC 2000ms / 115VAC at full load			
INPUT	FREQUENCY RANGE	47 ~ 63Hz			
	POWER FACTOR	PF ≥ 0.9 at full load and rated output voltage			
	EFFICIENCY(Typ.)	82%	81%	80.5%	80%
	AC CURRENT	0.4A/115VAC 0.2A/230VAC			
	INRUSH CURRENT(max.)	40A/230VAC			
	LEAKAGE CURRENT	<0.5mA / 240VAC			
PROTECTION	OVER CURRENT	95 ~ 110% Protection type : Constant current limiting, recovers automatically after fault condition is removed			
	SHORT CIRCUIT	Hiccup mode, recovers automatically after fault condition is removed.			
	OVER TEMPERATURE	95°C ±10°C (TSW1) detect on heatsink of power transistor Protection type : Shut down o/p voltage			
ENVIRONMENT	WORKING TEMP.	-30 ~ +60°C (Refer to output load derating curve)			
	WORKING HUMIDITY	20 ~ 95% RH non-condensing			
	STORAGE TEMP., HUMIDITY	-40 ~ +80°C, 10 ~ 95% RH			
	TEMP. COEFFICIENT	±0.03%/°C (0 ~ 50°C)			
	VIBRATION	10 ~ 500Hz, 2G 12min./1cycle, period for 72min. each along X, Y, Z axes			
SAFETY & EMC	SAFETY STANDARDS	TUV EN61347-1, EN61347-2-13 approved ; Design refer to UL1310 Class 2			
	WITHSTAND VOLTAGE	I/P-O/P:3.75KVAC			
	ISOLATION RESISTANCE	I/P-O/P:100M Ohms / 500VDC / 25°C / 70% RH			
	EMI CONDUCTION & RADIATION	Compliance to EN55015 Class B (B type only), FCC part18 Class A (A type only)			
	HARMONIC CURRENT	Compliance to EN61000-3-2 Class C ; EN61000-3-3			
OTHERS	EMS IMMUNITY	Compliance to EN61000-4-2,3,4,5,6,8,11; ENV50204, EN55024, EN61547, light industry level, criteria A			
	MTBF	906.5Khrs min. MIL-HDBK-217F (25°C)			
	DIMENSION	84*57*29.5mm (L*W*H)			
	PACKING	0.19Kg; 72pcs/14.7Kg/0.92CUFT			
NOTE	1. Ripple & noise are measured at 20MHz of bandwidth by using a 12" twisted pair-wire terminated with a 0.1uf & 47uf parallel capacitor. 2. Direct connecting to LEDs is not using additional drivers is highly recommended.				

**Mechanical Specification**

Case No.PCD16A Unit:mm



Type A: With AC input 90-135VAC

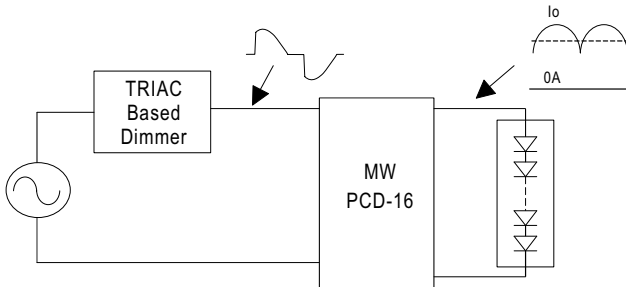
AC/N	White
AC/L	Black

Type B: With AC input 180-295VAC

AC/N	Blue
AC/L	Brown

**AC Dimming Operation**

☉ The following diagram depicts a typical installation utilizing the PCD-16 :



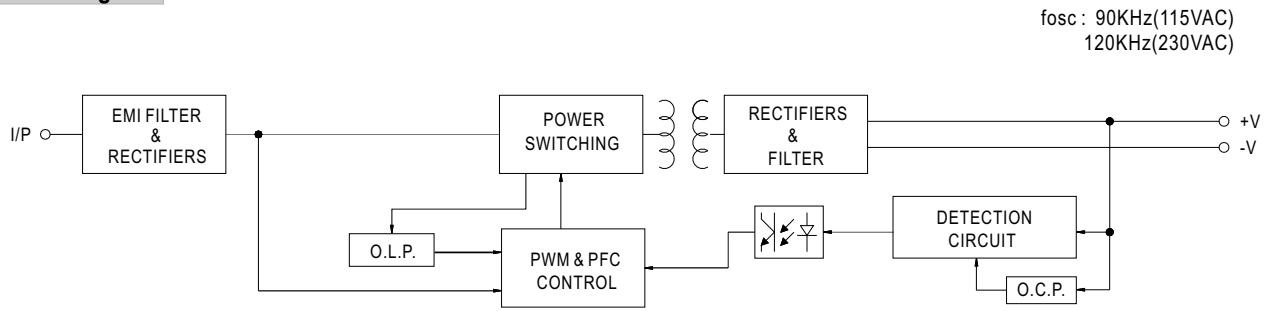
Under direct driving, the power supply will work in "constant current mode (CC)" and output voltage of the power supply will be clamped by sum of forward voltage (V<sub>F</sub>) of the LED strip.

☉ Dimmer Compatibility Chart

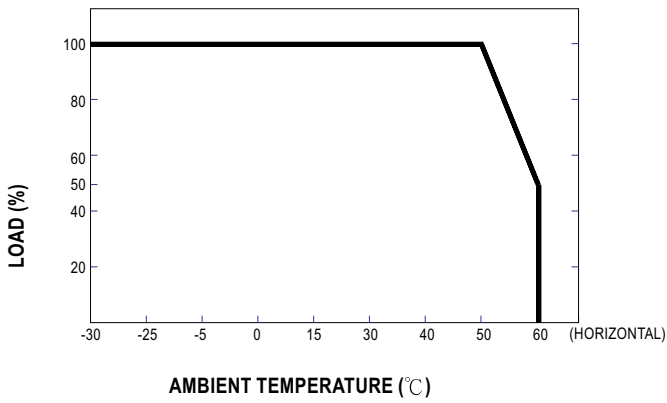
Manufacturer	Dimmer Model
LUTRON	SKYLARK SF-12P-277 (277VAC / 60Hz)
LUTRON	DVF-103P-277 (277VAC / 60Hz)
LUTRON	SKYLARK SF-10P (120VAC / 60Hz)
LUTRON	SKYLARK S-600P (120VAC / 60Hz)
LUTRON	SKYLARK DVF-103P (120VAC / 60Hz)
LEVITON	ILLUMATECH TM Cat.No.IP106 (120VAC / 60Hz)
LEVITON	SURESLIDE TM Cat.No.6633-P (120VAC / 60Hz)
LEVITON	SURESLIDE TM Cat. NO.6615-P (120VAC / 60Hz)
JUNG	Licht-Management 225 TMD (230VAC / 50Hz)
JUNG	Licht-Management 225 NV DE (230VAC / 50Hz)
BERKER	Tronic-Drehdimmer 286710 (230-240VAC / 50Hz)
BE LICHTREGLER	T39.01 (230VAC / 50Hz)
BE LICHTREGLER	T46 (230VAC / 50Hz)
CLIPSAL	32E450UDM (220-240VAC / 50Hz)
CLIPSAL	NO 32E450TM (220-240VAC / 50Hz)

Conduction angle: 30 degrees(min.) / 180 degrees(max.)

■ Block Diagram



■ Derating Curve



■ Static Characteristics

