

2 INPUT 1 OUTPUT 3ch VIDEO SWITCH with ISOLATION AMP.

■ GENERAL DESCRIPTION

The NJM2524 is a 2-input 1-output 3-circuit video switch with isolation amplifier. Isolation circuit removes the noise of a signal.

The NJM2524 includes pedestal clamp circuit. It is suitable for the change of the RGB signal of the Car AV equipment.

■ PACKAGE OUTLINE

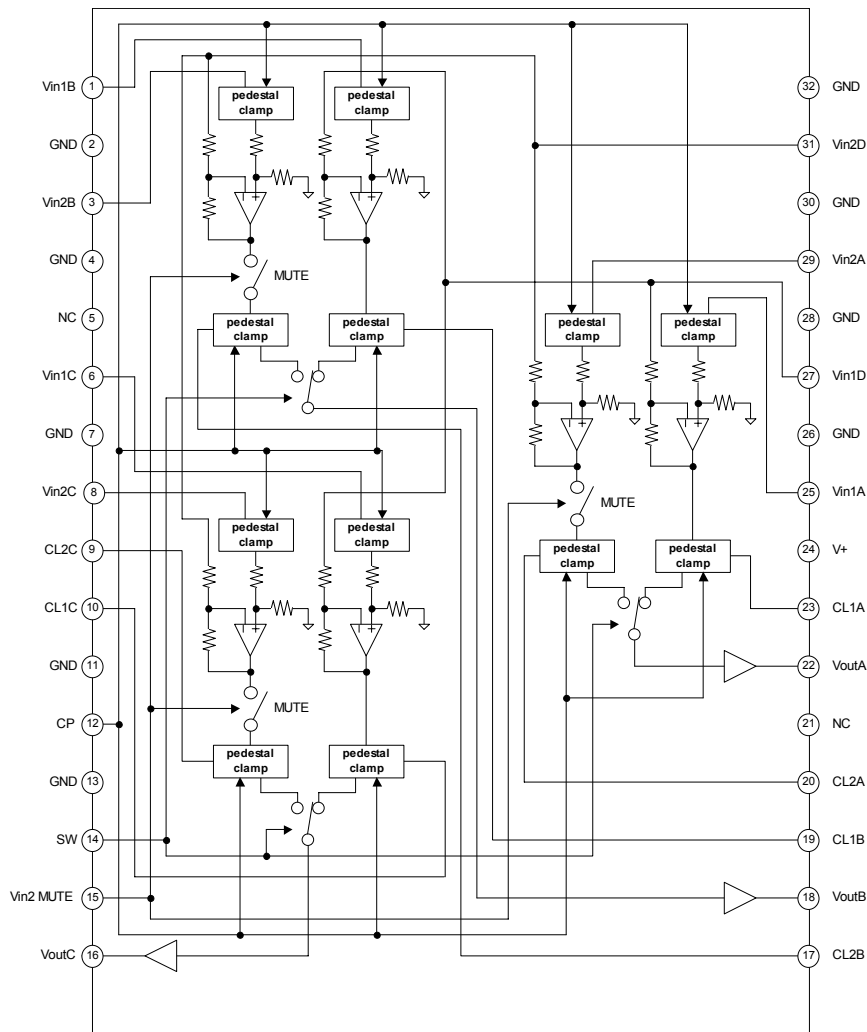


NJM2524V

■ FEATURES

- Operating Voltage 4.5 to 9.0V
- Internal Isolation Amp.
- Internal 3ch 2 input 1 output Video Switch
- Pedestal Clamp
- Bipolar Technology
- Package Outline SSOP32

■ BLOCK DIAGRAM



NJM2524

■ ABOSOLUTE MAXIMUM RATINGS (Ta=25°C)

PARAMETER	SYMBOL	RATING	UNIT
Supply Voltage	V ⁺	15.0	V
Power Dissipation	P _D	SSOP32: 800 *	mW
Operating Temperature Range	Topr	-40 to +85	°C
Storage Temperature Range	Tstg	-40 to +125	°C

*EIA/JEDEC STANDARD Test Board(76.2x114.3x1.6mm,2layers,FR-4)mounting

■ RECOMMENDED OPERATING CONDITION(Ta=25°C)

PARAMETER	SYMBOL	TEST CONDITION	MIN.	TYP.	MAX.	UNIT
Operating Voltage	Vopr		4.5	-	9.0	V

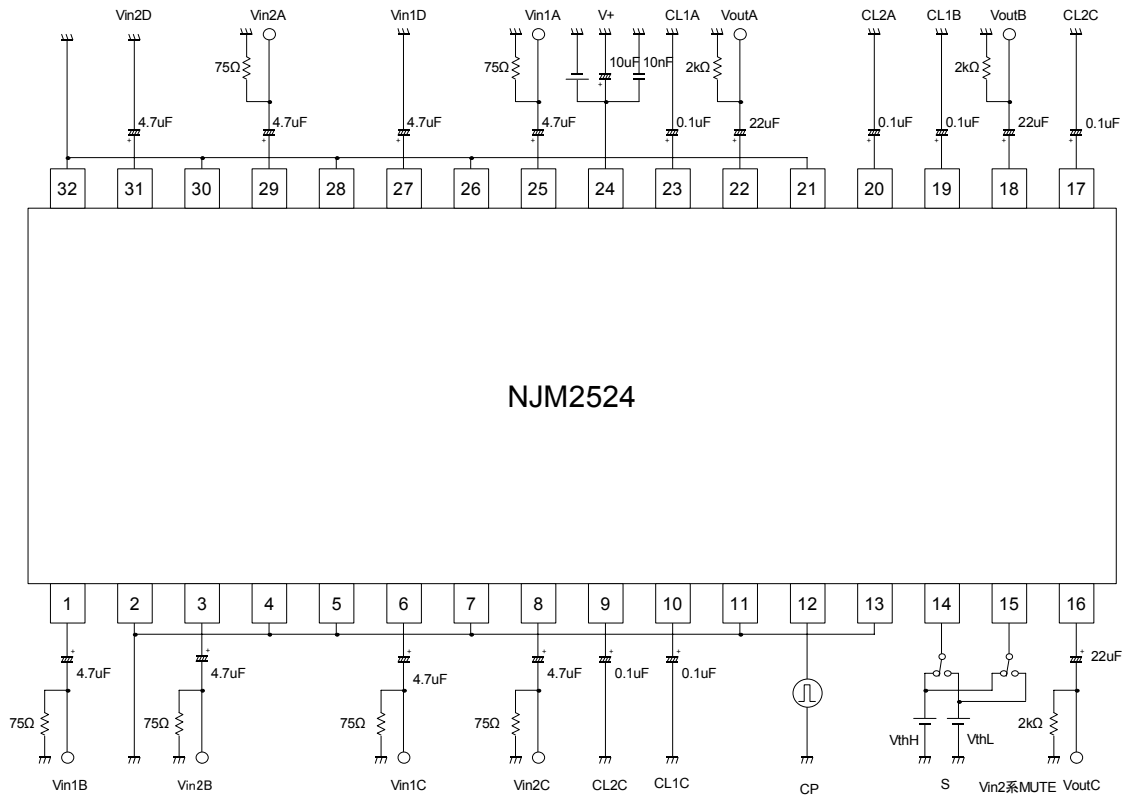
■ ELECTRICAL CHARACTERISTICS(V⁺ =5.0V, Ta=25°C)

PARAMETER	SYMBOL	TEST CONDITION	MIN.	TYP.	MAX.	UNIT
Operating Current	I _{CC}	No Signal	-	19	28.5	mA
Maximum Output Level	Vom1	Vin=100kHz, Sigh-Signal, THD=1%,	1.4	1.6	-	Vp-p
Voltage Gain	Gv	Vin=100kHz, 1.0Vp-p Sign-Signal	-1.0	0	1.0	dB
Frequency Characteristics	Gf	Vin=10MHz / 1MHz , 1.0Vpp Sign-Signal	-1.0	0	1.0	dB
Common Mode Rejection Ratio	CMR	Vin=20kHz, 1Vpp	-	-45	-	dB
Crosstalk Between Input	CT-I	Vin=4.43MHz, 1.0Vp-p Sign-Signal	-	-65	-	dB
Crosstalk Between SW Block	CT-B	Vin=4.43MHz, 1.0Vp-p Sign-Signal	-	-65	-	dB
Differential Gain	DG	Vin=1.0Vp-p 10step Video Signal	-	0.5	-	%
Differential Phase	DP	Vin=1.0Vp-p 10step Video Signal	-	0.5	-	deg
SW Change High Level	VthH		2.0	-	V ⁺	V
SW Change Low Level	VthL		0	-	0.6	V

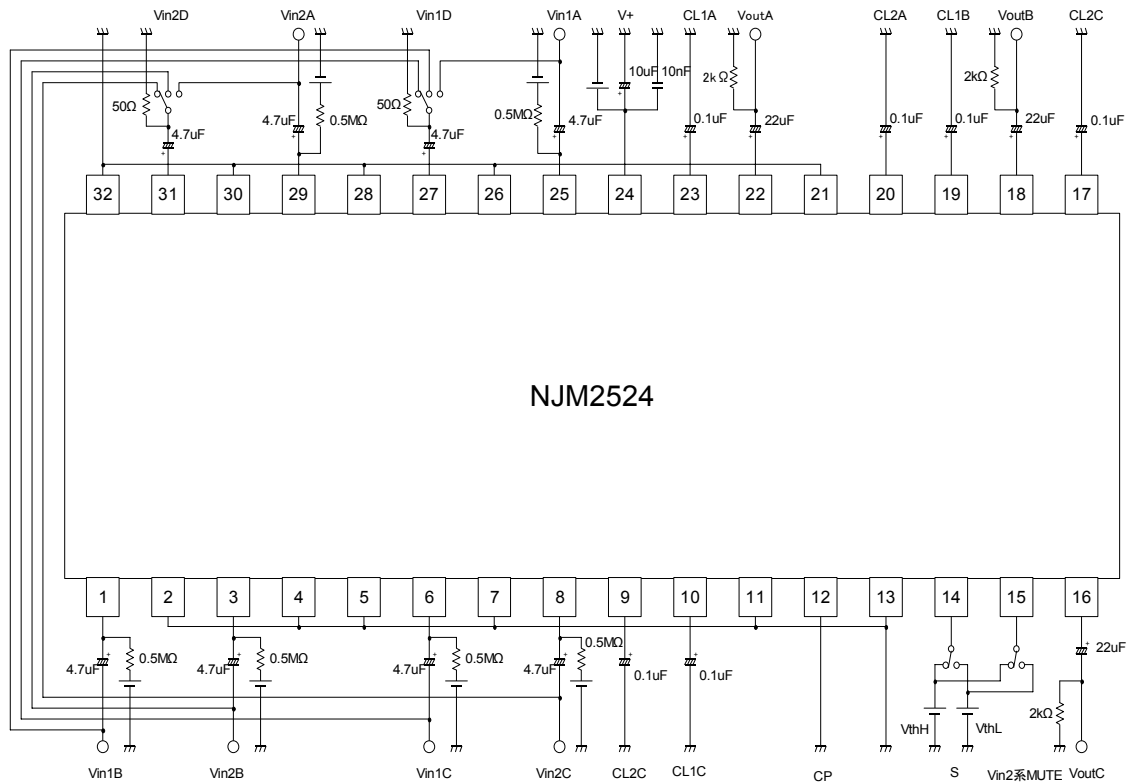
■ SW vs. INPUT/OUTPUT

SW	MUTE	VoutA	VoutB	VoutC
L	H	Vin1A	Vin1B	Vin1C
L	L	Vin1A	Vin1B	Vin1C
H	H	MUTE	MUTE	MUTE
H	L	Vin2A	Vin2B	Vin2C

TEST CIRCUIT (Measure Video-signal)

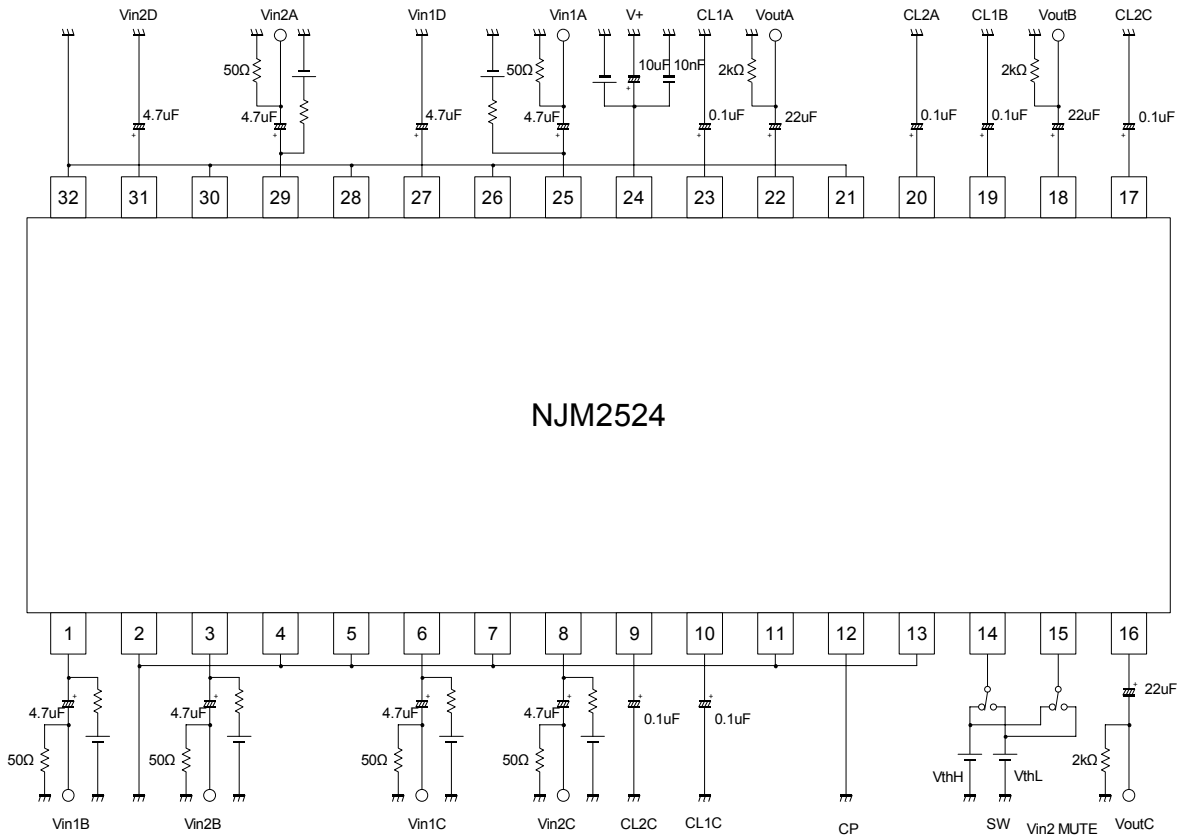


TEST CIRCUIT(Measure CMR)



NJM2524

■ TEST CIRCUIT(sign-signal)



[CAUTION]
 The specifications on this databook are only given for information, without any guarantee as regards either mistakes or omissions. The application circuits in this databook are described only to show representative usages of the product and not intended for the guarantee or permission of any right including the industrial rights.