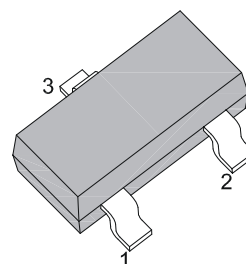


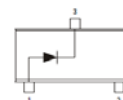
Three Terminals SMD Switching Diodes

Features

- Fast Switching Speed
- High Conductance
- Electrically Identical to Standard JEDEC
- RoHS compliant



SOT-23



Mechanical Data

Case:	SOT-23, Plastic Case
Terminals:	Solderable per MIL-STD-202G, Method 208
Weight:	Approx. 0.008 gram

Maximum Ratings & Electrical Characteristics ($T_{Ambient}=25^{\circ}C$ unless noted otherwise)

Symbol	Description	MMBD4148	MMBD4448	Unit	Conditions	
	Marking Code	5H/A2	CA2/A3			
V_{RM}	Reverse Voltage	75		V		
V_{RRM}	Peak Reverse Voltage	100		V		
I_{F(AV)}	Forward Average Current	200		mA		
I_{FSM}	Peak Forward Surge Current, Pulse Width=1.0μs	2.0		A		
P_D	Power Dissipation above 25°C	350		mW		
V_F	Forward Voltage	Min	---	V		
		Max	1.0 @ 10mA			0.62 @ 5mA
						0.72 @ 5mA
					1.0 @ 100mA	
I_R	Max. Reverse Current	0.025	0.025	μA	V _R =20V	
		5.0	2.5		V _R =75V	
C_D	Diode Capacitance	4.0		pF	V _R =0V, f=1MHz	
T_{rr}	Reverse Recovery Time	4.0		ns	I _F =10mA, I _R =1mA, V _R =6V, R _L =100Ω	
T_J, T_{STG}	Operating Junction and Storage Temperature Range	-55 to +150		°C		

Three Terminals SMD Switching Diodes

MMBD4148 MMBD4448

Typical Characteristics Curves

Fig.1- Forward Power Dissipation Derating Curve

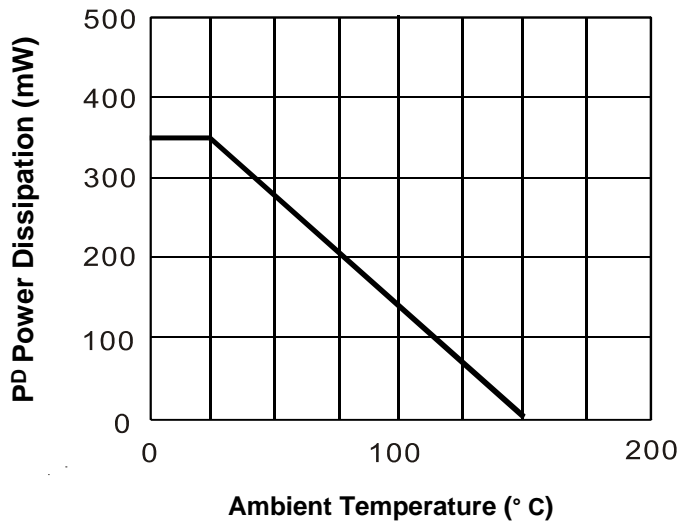


Fig.2- Typical Instantaneous Forward Characteristics

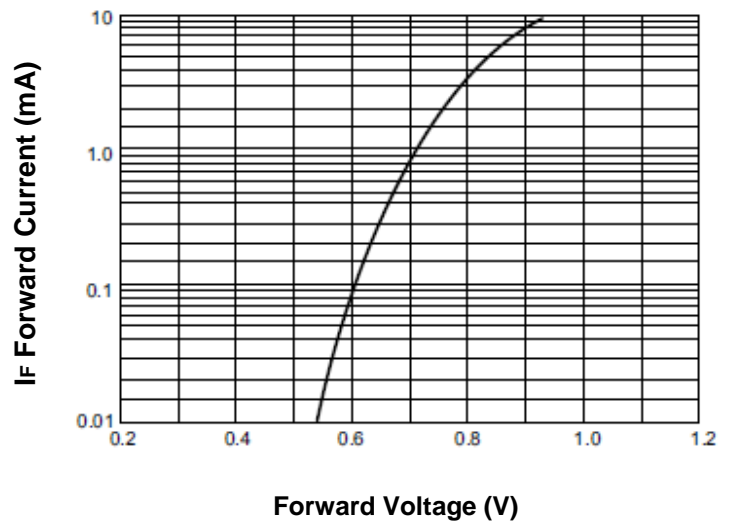


Fig.3- Junction Capacitance

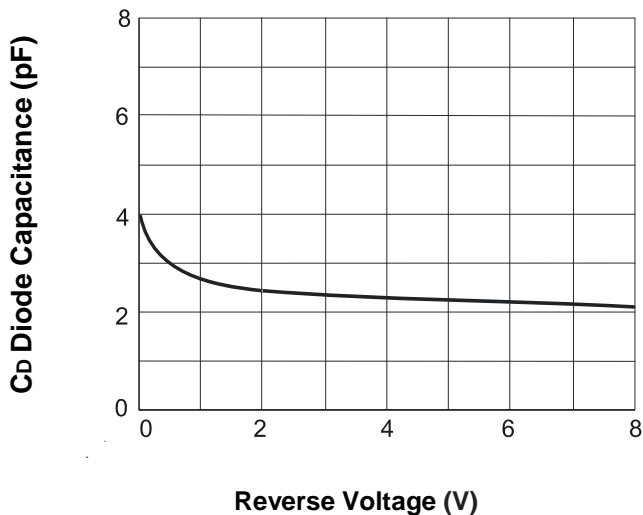
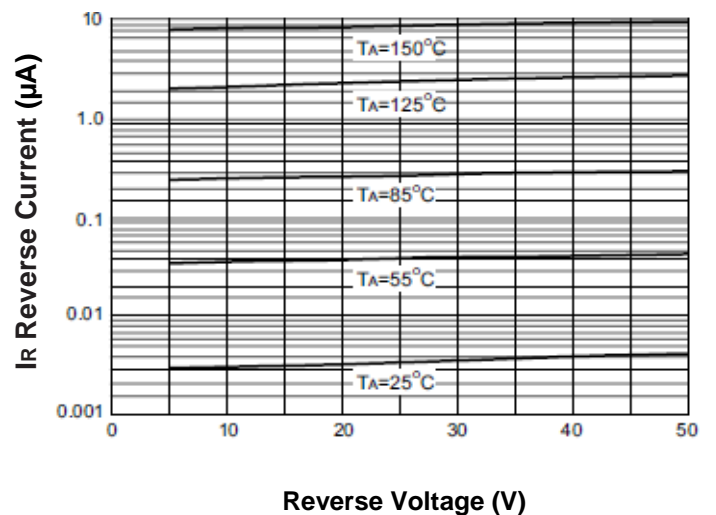


Fig.4- Typical Instantaneous Reverse Characteristics

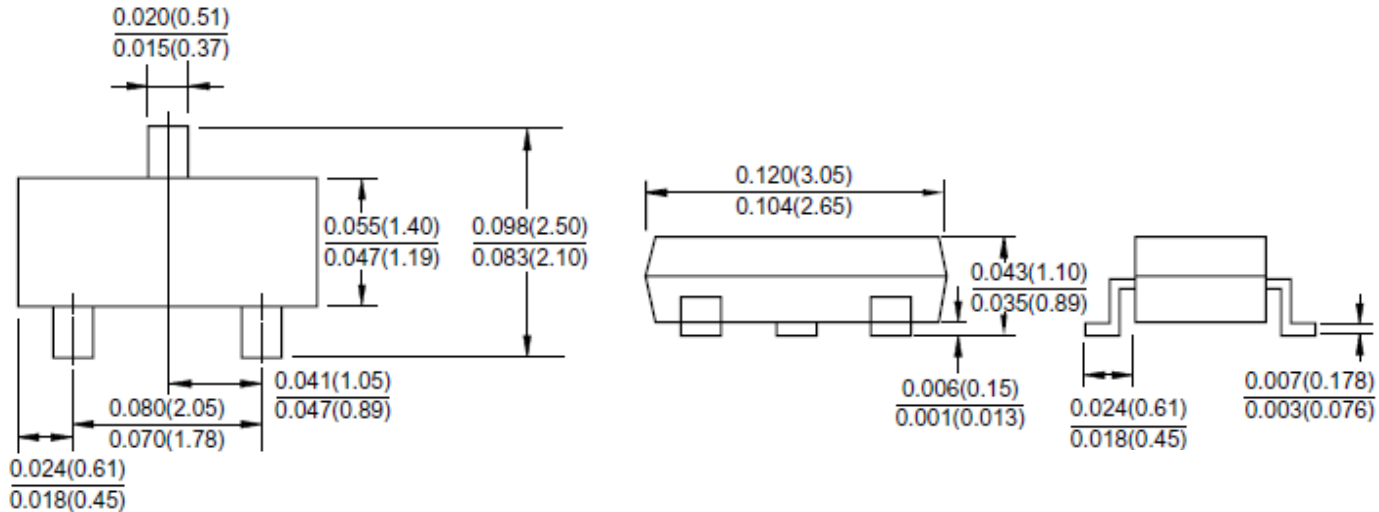


Three Terminals SMD Switching Diodes

MMBD4148 MMBD4448

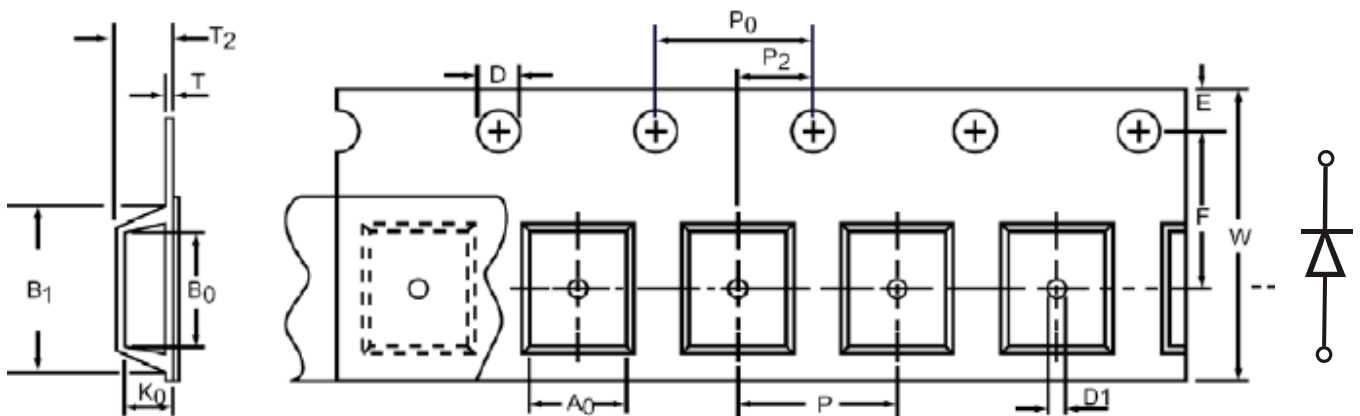
Dimensions in inch (mm)

SOT-23



Packing Information:

Carrier Tape Dimensions (in mm)

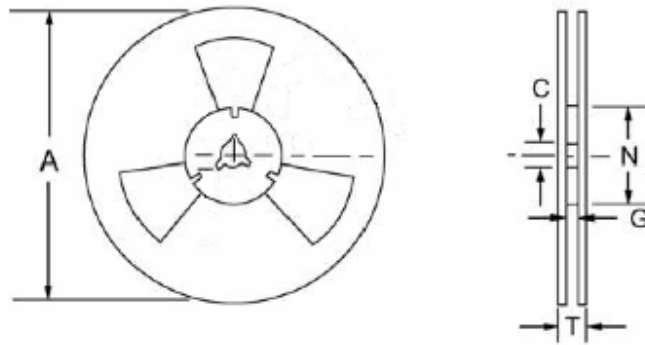


Product Type	D	P ₀	P	W	E	A ₀	B ₀
		1.55±0.05	4.0±0.10	4.0±0.10	8.0+0.3/-0.1	1.75±0.10	3.15±0.10
SOT- 23	B ₁	T	T ₂	D ₁	F	K ₀	P ₂
	4.0±0.10	0.20±0.05	1.4 max	1.0±0.05	3.5±0.05	1.0±0.10	2.0±0.05

Three Terminals SMD Switching Diodes

MMBD4148 MMBD4448

Reel Dimensions (in mm)



A	C	G	N	T
178.0	13.0+0.5/-0.2	9.9 max.	54.5±0.5	14.4 max.
330.0	13.0+0.5/-0.2	9.9 max.	100.0±0.5	14.4 max.

Packing Quantity

Quantity	PCS per Reel	PCS per Inner Carton Box	PCS per Outer Carton Box
TR70 Tape & Reel	3,000	12,000	192,000
		51,000	408,000
TR30 Tape & Reel	10,000	10,000	300,000

Carton Size Information: (in inch)


Size	PCS per Reel	Inner Carton Box Size	Outer Carton Box Size
TR70 Tape & Reel	3,000	3"x7.5"x7.5"	17"x15"x13.5"
		9"x9"x9"	19"x19"x19"
TR30 Tape & Reel	10,000	13"x13"x0.5"	17"x15"x13.5"

Three Terminals SMD Switching Diodes

MMBD4148 MMBD4448

How to Order

MMBD - 4148 - XX - TR70



How to contact us:

US HEADQUARTERS

28040 WEST HARRISON PARKWAY, VALENCIA, CA 91355-4162

Tel: (800) TAITRON (800) 824-8766 (661) 257-6060

Fax: (800) TAITFAX (800) 824-8329 (661) 257-6415

Email: taitron@taitroncomponents.com

Http://www.taitroncomponents.com

TAITRON COMPONENTS MEXICO, S.A .DE C.V.

BOULEVARD CENTRAL 5000 INTERIOR 5 PARQUE INDUSTRIAL ATITALAQUIA, HIDALGO C.P. 42970
MEXICO

Tel: +52-55-5560-1519

Fax: +52-55-5560-2190

TAITRON COMPONENTS INCORPORATED REPRESENTAÇÕES DO BRASIL LTDA

RUA DOMINGOS DE MORAIS, 2777, 2.ANDAR, SALA 24 SAÚDE - SÃO PAULO-SP 04035-001 BRAZIL

Tel: +55-11-5574-7949

Fax: +55-11-5572-0052

TAITRON COMPONENTS INCORPORATED, SHANGHAI REPRESENTATIVE OFFICE

METROBANK PLAZA, 1160 WEST YAN' AN ROAD, SUITE 1503, SHANGHAI, 200052, CHINA

Tel: +86-21-5424-9942

Fax: +86-21-5424-9931