

MA4ST1200 Series



Low Tuning Voltage / Low Rs Silicon Hyperabrupt Varactor Diode

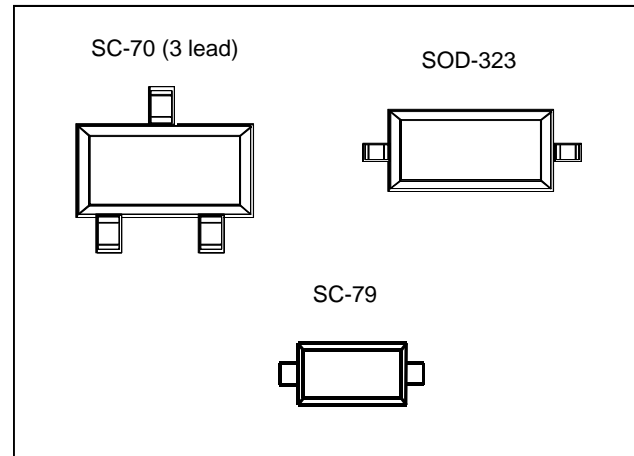
Rev. V8

Features

- Low Series Resistance at Low Tuning Voltages
- High Capacitance Ratio at Low Tuning Voltages
- Surface Mount Plastic Packages : SC-79, SOD-323, SC-70 (3L)
- SPC Process for Superior C vs V Repeatability
- Lead-Free (RoHs Compliant) equivalents available with 260°C reflow compatibility

Description

M/A-COM's MA4ST1200 series is a highly repeatable, UHCVD/ion-implanted, hyperabrupt silicon tuning varactor in a cost effective surface mount package. This series of varactors is designed for high capacitance ratio, and high Q for low battery voltage operation. It is efficient for wide band tuning and low phase noise application where the supply voltage is limited to 5 volts or less. The Varactors are offered as Singles in SC-79, and SOD-323 along with a Common Cathode version offered in the SC-70, 3 Lead. These diodes are offered with standard Sn/Pb plating, as well as with 100% matte Sn plating on our RohS compliant equivalent devices.



Absolute Maximum Ratings ^{1,2} @ T_A=+25 °C (Unless Otherwise Noted)

Parameter	Absolute Maximum
Reverse Voltage	12 V
Forward Current	50 mA
Operating Temperature	-55 °C to +125 °C
Storage Temperature	-55 °C to +125 °C

1. Operation of this device above any one of these parameters may cause permanent damage.
2. Please refer to application note M538 for surface mounting instructions

Part Number	RoHs Compliant Part Number	Configuration	Package	Package Cp (pF)	Package Ls (nH)
	MAVR-001230-12790T	Single	SC-79	0.10	0.6
	MAVR-001240-12790T	Single	SC-79	0.10	0.6
	MA4ST1231-1141T	Single	SOD-323	0.11	1.2
	MA4ST1241-1141T	Single	SOD-323	0.11	1.2
MA4ST1230CK-1146T	MA4ST1231CK-1146T	Common Cathode	SC-70 (3L)	0.12	1.3
MA4ST1240CK-1146T	MA4ST1241CK-1146T	Common Cathode	SC-70 (3L)	0.12	1.3

1 Specifications subject to change without prior notification

ADVANCED: Data Sheets contain information regarding a product M/A-COM Technology Solutions is considering for development. Performance is based on target specifications, simulated results, and/or prototype measurements. Commitment to develop is not guaranteed.

PRELIMINARY: Data Sheets contain information regarding a product M/A-COM Technology Solutions has under development. Performance is based on engineering tests. Specifications are typical. Mechanical outline has been fixed. Engineering samples and/or test data may be available. Commitment to produce in volume is not guaranteed.

• **North America** Tel: 800.366.2266 • **Europe** Tel: +353.21.244.6400
 • **India** Tel: +91.80.4155721 • **China** Tel: +86.21.2407.1588
 Visit www.macontech.com for additional data sheets and product information.

M/A-COM Technology Solutions Inc. and its affiliates reserve the right to make changes to the product(s) or information contained herein without notice.

MA4ST1200 Series



Low Tuning Voltage / Low Rs Silicon Hyperabrupt Varactor Diode

Rev. V8

Electrical Specifications @ $T_A = +25\text{ }^\circ\text{C}$

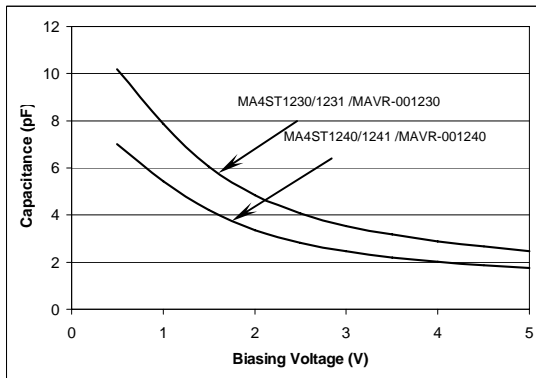
Breakdown Voltage @ $I_R = 10\mu\text{A}$, $V_b = 12\text{ V}$ Minimum

Reverse Leakage Current @ $V_R = 10\text{V}$, $I_R = 100\text{ nA}$ Maximum

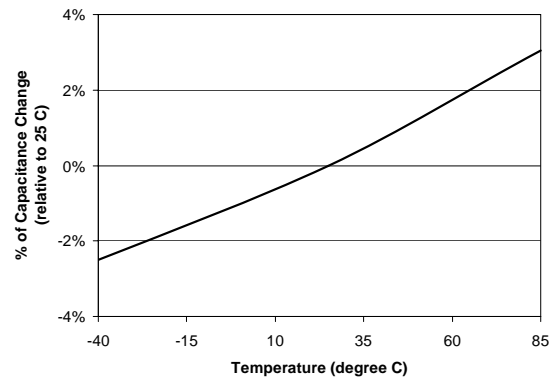
Part No. Base ¹	RoHS Compliant Part Number Base ¹	Ct (pF) ²					Capacitance Ratio	Rs ³ (Ohm)	
		V _R = 0.5V		V _R = 2.0V		V _R = 4.0V	Ct _{0.5} /Ct _{4.0}	V _R = 2.0 V	
		Typ.	Min.	Nom.	Max.	Typ.	Typ.	Typ.	Max.
MA4ST1230	MA4ST1231 MAVR-001230-XXXXX	10.1	4.2	4.7	5.6	2.75	3.67	0.40	0.70
MA4ST1240	MA4ST1241 MAVR-001240-XXXXX	7.1	3.0	3.4	3.8	2.05	3.46	0.40	0.70

1. The prefix defines package style, configuration and packaging information. Contact representative for complete part identification.
2. Capacitance @ 1 MHz
3. Series Resistance @ 100 MHz

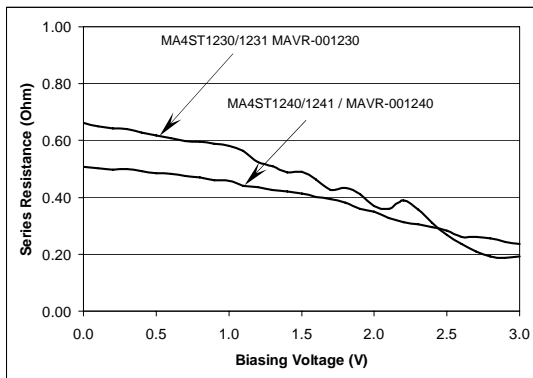
Typical Capacitance vs. Biasing Voltage



Typical Capacitance Change vs. Temperature



Typical Rs vs Biasing Voltage



2 Specifications subject to change without prior notification

ADVANCED: Data Sheets contain information regarding a product M/A-COM Technology Solutions is considering for development. Performance is based on target specifications, simulated results, and/or prototype measurements. Commitment to develop is not guaranteed.

PRELIMINARY: Data Sheets contain information regarding a product M/A-COM Technology Solutions has under development. Performance is based on engineering tests. Specifications are typical. Mechanical outline has been fixed. Engineering samples and/or test data may be available. Commitment to produce in volume is not guaranteed.

• **North America** Tel: 800.366.2266 • **Europe** Tel: +353.21.244.6400
 • **India** Tel: +91.80.4155721 • **China** Tel: +86.21.2407.1588

Visit www.macontech.com for additional data sheets and product information.

M/A-COM Technology Solutions Inc. and its affiliates reserve the right to make changes to the product(s) or information contained herein without notice.

MA4ST1200 Series



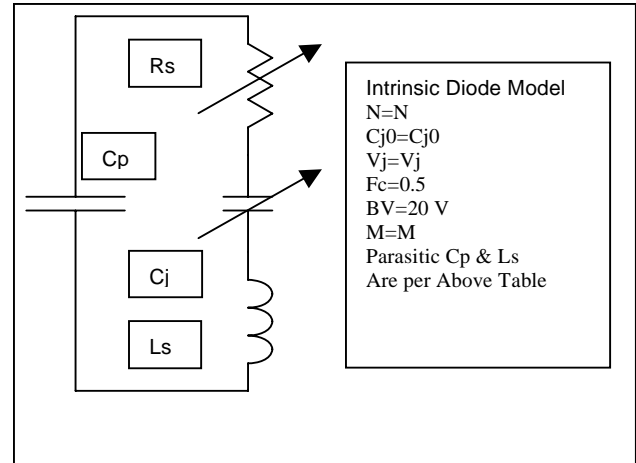
Low Tuning Voltage / Low Rs Silicon Hyperabrupt Varactor Diode

Rev. V8

Typical Capacitance Values

V_R (V)	MA4ST1230	MA4ST1240
	C_t (pF)	C_t (pF)
0.5	10.170	7.016
1.0	7.839	5.424
1.5	6.062	4.213
2.0	4.840	3.370
2.5	4.053	2.829
3.0	3.527	2.466
3.5	3.155	2.208
4.0	2.877	2.016
4.5	2.661	1.865
5.0	2.488	1.746

Spice Model



Part Number	N	CJO (pF)	Vj (V)	M
MA4ST1230	1.1	12.7	3.136	2.6
MA4ST1240	1.1	8.65	3.170	2.6

3 Specifications subject to change without prior notification

ADVANCED: Data Sheets contain information regarding a product M/A-COM Technology Solutions is considering for development. Performance is based on target specifications, simulated results, and/or prototype measurements. Commitment to develop is not guaranteed.
PRELIMINARY: Data Sheets contain information regarding a product M/A-COM Technology Solutions has under development. Performance is based on engineering tests. Specifications are typical. Mechanical outline has been fixed. Engineering samples and/or test data may be available. Commitment to produce in volume is not guaranteed.

• **North America** Tel: 800.366.2266 • **Europe** Tel: +353.21.244.6400
 • **India** Tel: +91.80.4155721 • **China** Tel: +86.21.2407.1588
 Visit www.macontech.com for additional data sheets and product information.

M/A-COM Technology Solutions Inc. and its affiliates reserve the right to make changes to the product(s) or information contained herein without notice.

MA4ST1200 Series

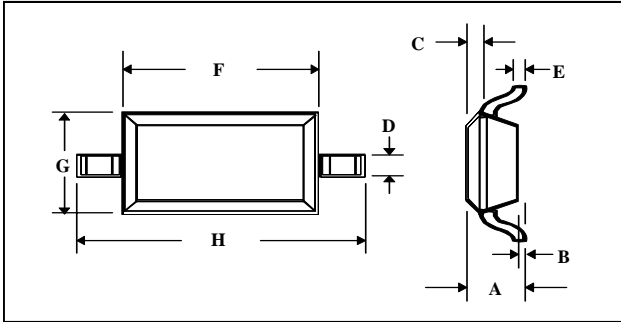


Low Tuning Voltage / Low Rs Silicon Hyperabrupt Varactor Diode

Rev. V8

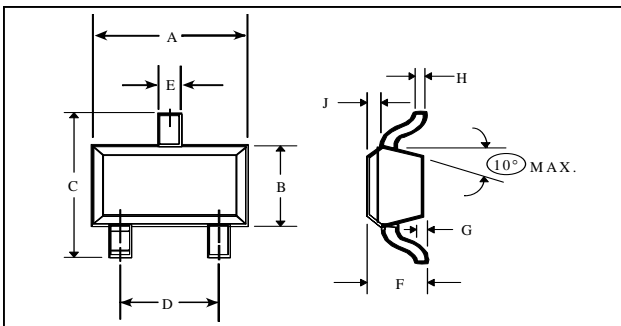
Case Styles

SOD-323 (Case Style 1141)



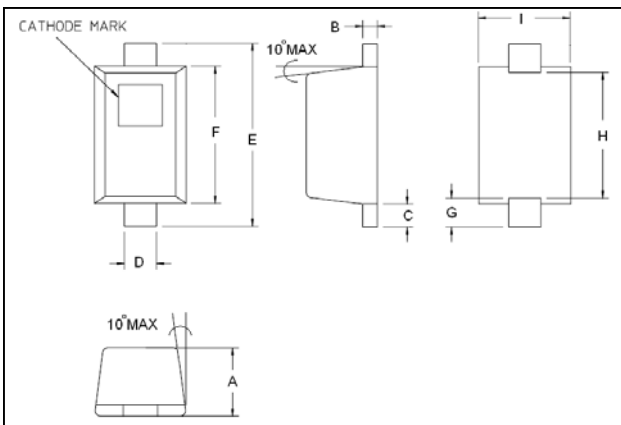
DIM.	INCHES		MILLIMETERS	
	MIN.	MAX.	MIN.	MAX.
A	—	0.043	—	1.1
B	—	0.004	—	0.1
C	—	0.008	—	0.2
D	0.010	0.016	0.25	0.41
E	0.003	0.006	0.07	0.15
F	0.063	0.075	1.6	1.9
G	0.045	0.057	1.14	1.45
H	0.091	0.106	2.3	2.7

SC-70, 3 Lead (Case Style 1146)



DIM.	INCHES		MILLIMETERS	
	MIN.	MAX.	MIN.	MAX.
A	0.071	0.087	1.80	2.21
B	0.045	0.053	1.14	1.35
C	0.071	0.094	1.80	2.39
D	0.047	0.057	1.19	1.45
E	0.010	0.016	0.25	0.41
F	0.031	0.039	0.79	1.00
G	0.000	0.004	0.00	0.10
H	0.004	0.007	0.10	0.18
J	0.004	0.010	0.10	0.25

SC-79 (Case Style 1279)



DIM.	INCHES		MILLIMETERS	
	MIN.	MAX.	MIN.	MAX.
A	.0197	.0276	0.50	0.70
B	0.003	0.008	0.07	0.20
C	0.006	0.010	0.15	0.25
D	0.010	0.014	0.25	0.35
E	0.059	0.067	1.50	1.70
F	0.043	0.051	1.09	1.30
G	.0098 nominal		0.250 nominal	
H	.0433 nominal		1.10 nominal	
I	.027	.035	0.68	0.89

Specifications subject to change without prior notification

4

ADVANCED: Data Sheets contain information regarding a product M/A-COM Technology Solutions is considering for development. Performance is based on target specifications, simulated results, and/or prototype measurements. Commitment to develop is not guaranteed.

PRELIMINARY: Data Sheets contain information regarding a product M/A-COM Technology Solutions has under development. Performance is based on engineering tests. Specifications are typical. Mechanical outline has been fixed. Engineering samples and/or test data may be available. Commitment to produce in volume is not guaranteed.

• **North America** Tel: 800.366.2266 • **Europe** Tel: +353.21.244.6400
 • **India** Tel: +91.80.4155721 • **China** Tel: +86.21.2407.1588
 Visit www.macontech.com for additional data sheets and product information.

M/A-COM Technology Solutions Inc. and its affiliates reserve the right to make changes to the product(s) or information contained herein without notice.

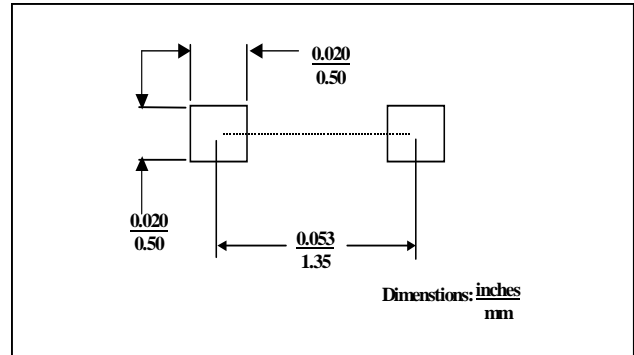
Mounting Information

The illustration indicates the recommended mounting pad configuration for the SC-79, SOT-323 and SOD-323 packages. Solder paste containing flux should be screened onto the pads to a thickness of 0.005- 0.007 inches. The plastic package is placed in position, firmly adhering to the solder paste.

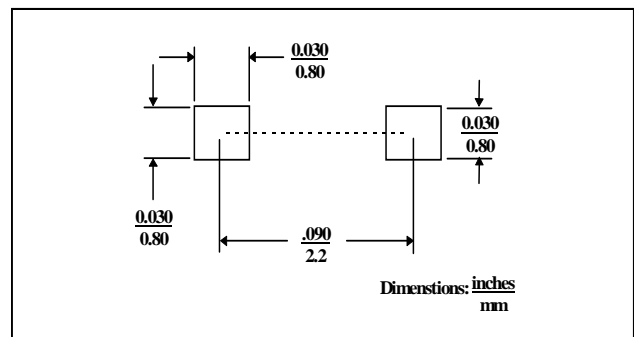
Permanent attachment is performed by a reflow soldering procedure during which the tab temperature does not exceed +275 °C and the body temperature does not exceed +250 °C, for standard models and +260 °C for the RoHS compliant devices.

Please refer to Application Note M538 for surface mounting instructions.

SC-79 (Case Style 1279)



SOD-323 (Case Style 1141)



SC-70, 3 Lead (Case Style 1146)

