



硅整流二极管 General Purpose Rectifier

■特征 Features

- I_o 1A
- VRRM 50V-1000V
- 耐正向浪涌电流能力高
- High surge current capability

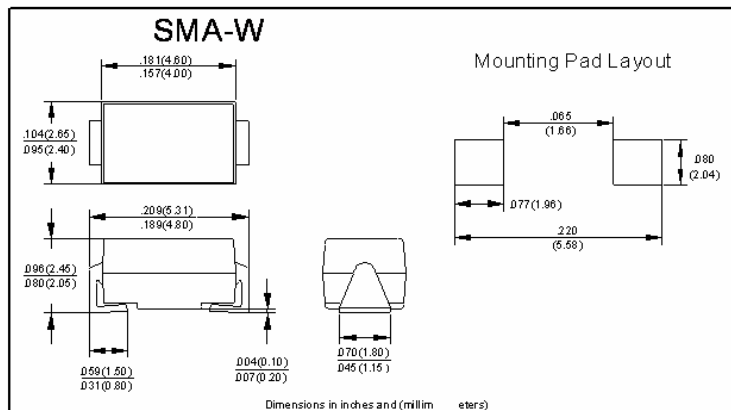
■用途 Applications

- 整流用 Rectifier

■极限值（绝对最大额定值）

Limiting Values (Absolute Maximum Rating)

■外形尺寸和印记 Outline Dimensions and Mark



参数名称 Item	符号 Symbol	单位 Unit	条件 Conditions	M						
				1G	2G	3G	4G	5G	6G	7G
反向重复峰值电压 Repetitive Peak Reverse Voltage	V_{RRM}	V		50	100	200	400	600	800	1000
正向平均电流 Average Forward Current	$I_{F(AV)}$	A	正弦半波 60Hz, 电阻负载, $T_a=85^\circ\text{C}$ 60Hz Half-sine wave, Resistance load, $T_a=85^\circ\text{C}$	1						
正向（不重复）浪涌电流 Surge(Non-repetitive)Forward Current	I_{FSM}	A	正弦半波 60Hz, 一个周期, $T_a=25^\circ\text{C}$ 60Hz Half-sine wave, 1 cycle, $T_a=25^\circ\text{C}$	30						
结温 Junction Temperature	T_J	$^\circ\text{C}$		-55~+150						
储存温度 Storage Temperature	T_{STG}	$^\circ\text{C}$		-55 ~ +150						

■电特性（ $T_a=25^\circ\text{C}$ 除非另有规定）Electrical Characteristics ($T_a=25^\circ\text{C}$ Unless otherwise specified)

参数名称 Item	符号 Symbol	单位 Unit	测试条件 Test Condition	最大值 Max	
正向峰值电压 Peak Forward Voltage	V_{FM}	V	$I_{FM}=1.0A$	1.1	
反向峰值电流 Peak Reverse Current	I_{RRM1}	μA	$V_{RM}=V_{RRM}$	$T_a=25^\circ\text{C}$	2.5
	I_{RRM2}			$T_a=125^\circ\text{C}$	50
热阻(典型) Thermal Resistance(Typical)	$R_{\theta J-A}$	$^\circ\text{C}/\text{W}$	结和环境之间 Between junction and ambient	65	
结电容 Typical junction capacitance	C_j	pF	Measured at 1MHZ and Applied Reverse Voltage of 4.0 V.D.C.	12	



■特性曲线（典型） Characteristics(Typical)

FIG.1 正向电流降额曲线
FORWARD CURRENT DERATING CURVE

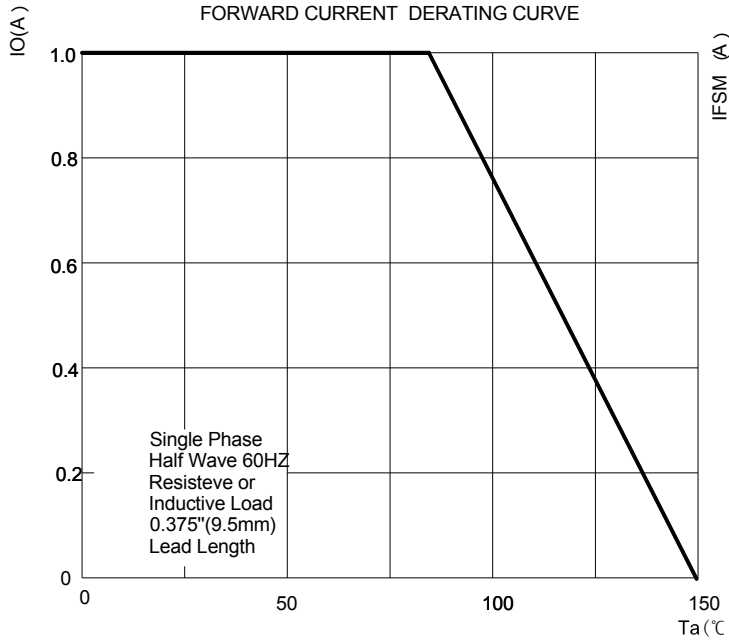


FIG.2 最大正向浪涌冲击耐受力
MAXIMUM NON-REPETITIVE FORWARD
SURGE CURRENT

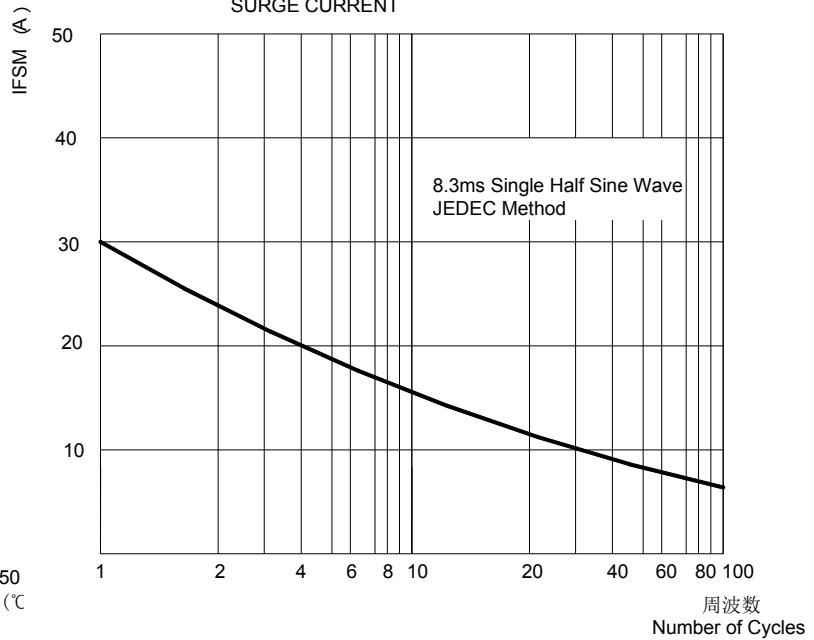


FIG.3 典型正向特性曲线
TYPICAL FORWARD CHARACTERISTICS

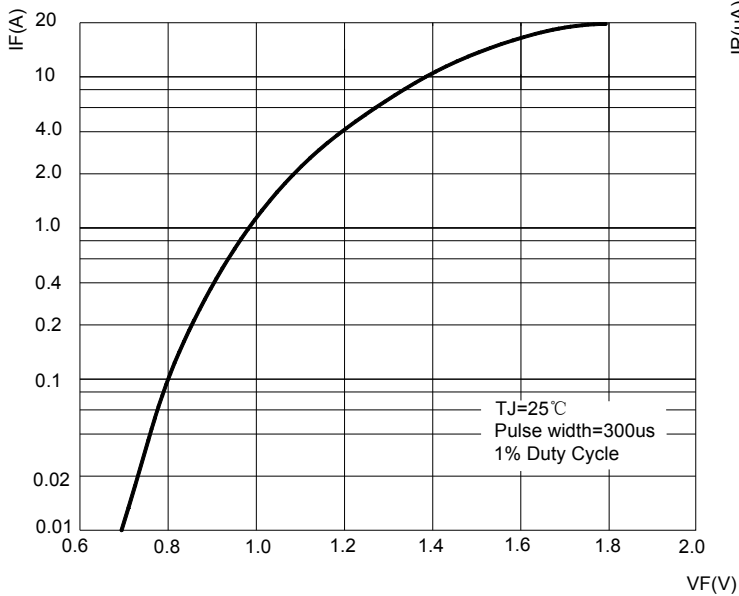


FIG.4 典型反向特性曲线
TYPICAL REVERSE CHARACTERISTICS

