
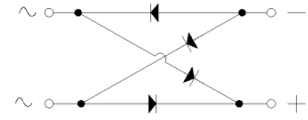


### Features

- Low profile, Max Height 1.30mm
- Low forward voltage drop
- Super Low VF Schottky barrier bridge rectifiers
- Moisture sensitivity: level 1, per J-STD-020
- Halogen-free according to IEC 61249-2-21 definition
- High temperature soldering guaranteed: 260°C/10 seconds



LPMB

### Typical Applications

For use of fast swiching in RF module, lighting, cellular phone, portable device, power supplies and other consumer applications.

Maximum Ratings (TA = 25 °C unless otherwise noted)			
Parameter	Symbol	LMS16	Unit
Maximum repetitive peak reverse voltage	VRRM	60	V
Maximum RMS voltage	VRMS	42	V
Maximum DC blocking voltage	VDC	60	V
Maximum average output rectified current	Io(AV) <sup>1)</sup>	1.0	A
Peak forward surge current 8.3 ms single half sine-wave superimposed on rated load	IFSM	30	A
Operating junction temperature range	T <sub>J</sub>	- 55 to + 150	°C
Storage temperature range	T <sub>STG</sub>	- 55 to + 150	°C

Electrical Characteristics (TA = 25 °C unless otherwise noted)				
Parameter	Test Conditions	Symbol	LMS16	Unit
Maximum instantaneous forward voltage	IF=0.5A, TA=25°C	V <sub>F</sub>	0.55	Volts
Maximum DC reverse current at rated DC blocking voltage	TA=25°C	I <sub>R</sub>	200	uA
Typical thermal resistance <sup>1)</sup>	junction to ambient	R <sub>θJA</sub>	50	°C/W

Notes: 1. On glass epoxy PCB, mounted on 1.3\*1.3mm solder pads

## Ratings and Characteristics Curves

(TA = 25°C unless otherwise noted)

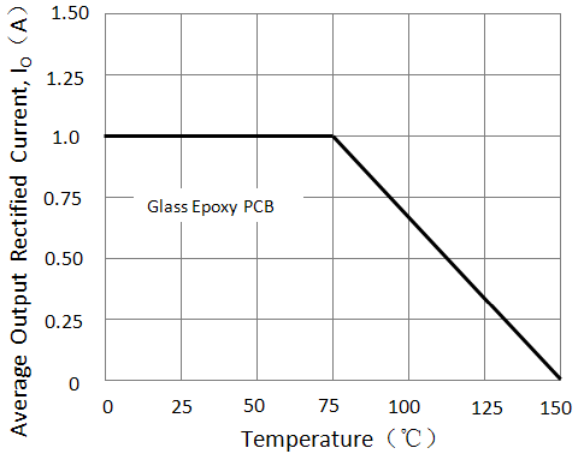


Figure 1. Output Rectifier Current Derating Curve

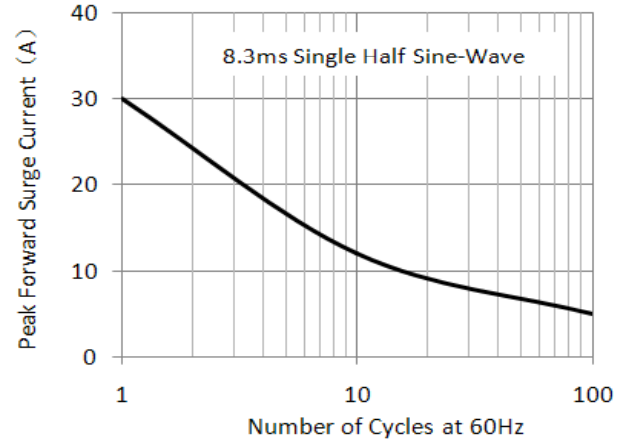


Figure 2. Maximum Non-Repetitive Peak Forward Surge Current

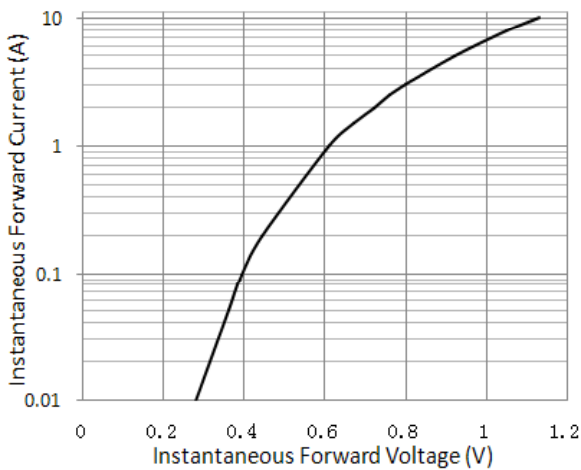


Figure 3. Typical Instantaneous Forward Characteristics

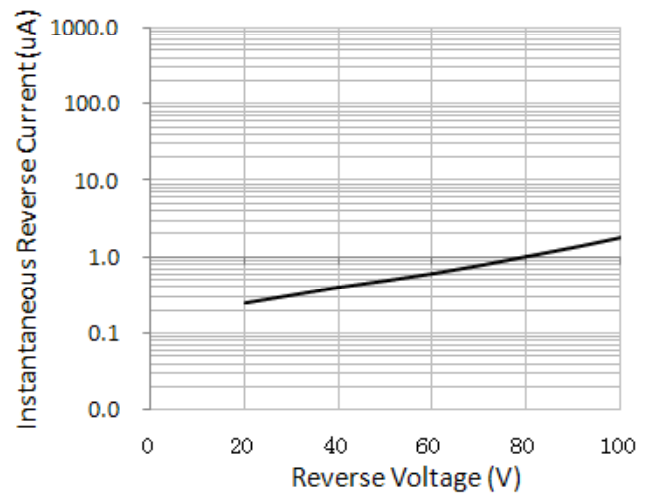
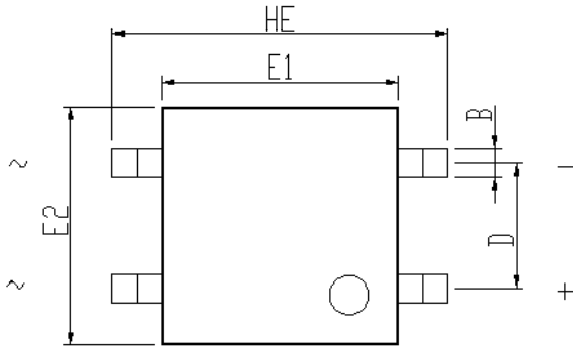


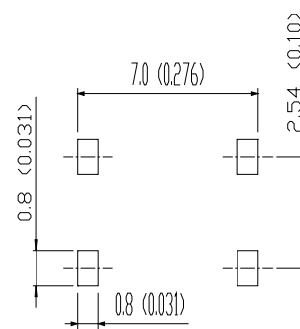

Figure 4. Typical Reverse Characteristics

## Package Outline Dimensions



DIM	Unit: mm		Unit: inch	
	MIN	MAX	MIN	MAX
A	1.2	1.3	0.047	0.051
A1	0	0.1	0.000	0.004
B	0.5	0.75	0.020	0.030
C	0.1	0.25	0.004	0.010
D	2.54 typ.		0.10 typ.	
E1	4.7	4.9	0.185	0.193
E2	4.7	4.9	0.185	0.193
L	0.4	0.7	0.016	0.028
HE	6.65	6.95	0.262	0.274

Mounting pad layout in mm(inch)

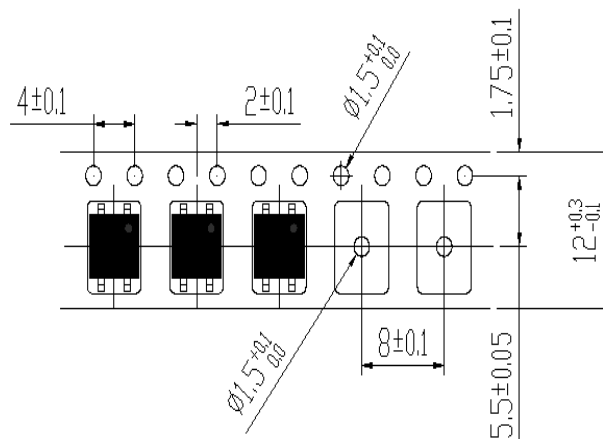


## Packing Information

### Packing quantities:

4000 pcs/Reel, 15 Reels/Box; 12mm Tape, 13" Reel

### Tape & Reel Specification





## Disclaimers

These materials are intended as a reference to assist our customers in the selection of the Suzhou Good-Ark product best suited to the customer's application; they do not convey any license under any intellectual property rights, or any other rights, belonging to Suzhou Good-Ark Electronics Co., Ltd. or a third party.

Suzhou Good-Ark Electronics Co., Ltd. assumes no responsibility for any damage, or infringement of any third-party's rights, originating in the use of any product data, diagrams, charts, programs, algorithms, or circuit application examples contained in these materials.

All information contained in these materials, including product data, diagrams, charts, programs and algorithms represents information on products at the time of publication of these materials, and are subject to change by Suzhou Good-Ark Electronics Co., Ltd. without notice due to product improvements or other reasons. It is therefore recommended that customers contact Suzhou Good-Ark Electronics Co., Ltd. or an authorized Suzhou Good-Ark Electronics Co., Ltd. for the latest product information before purchasing a product listed herein. The information described here may contain technical inaccuracies or typographical errors. Suzhou Good-Ark Electronics Co., Ltd. assumes no responsibility for any damage, liability, or other loss rising from these inaccuracies or errors. Please also pay attention to information published by Suzhou Good-Ark Electronics Co., Ltd. by various means, including our website home page.  
(<http://www.goodark.com>)

When using any or all of the information contained in these materials, including product data, diagrams, charts, programs, and algorithms, Please be sure to evaluate all information as a total system before making a final decision on the applicability of the information and products. Suzhou Good-Ark Electronics Co., Ltd. assumes no responsibility for any damage, liability or other loss resulting from the information contained herein.

The prior written approval of Suzhou Good-Ark Electronics Co., Ltd. is necessary to reprint or reproduce in whole or in part these materials.

Please contact Suzhou Good-Ark Electronics Co., Ltd. or an authorized distributor for further details on these materials or the products contained herein.