

Sealed Rocker Switch

Single Pole

KC Series



Features

- Snap-in mounting
- RoHS compliant
- 100,000 cycles mechanical life
- IP65
- Lighted and non-lighted versions available

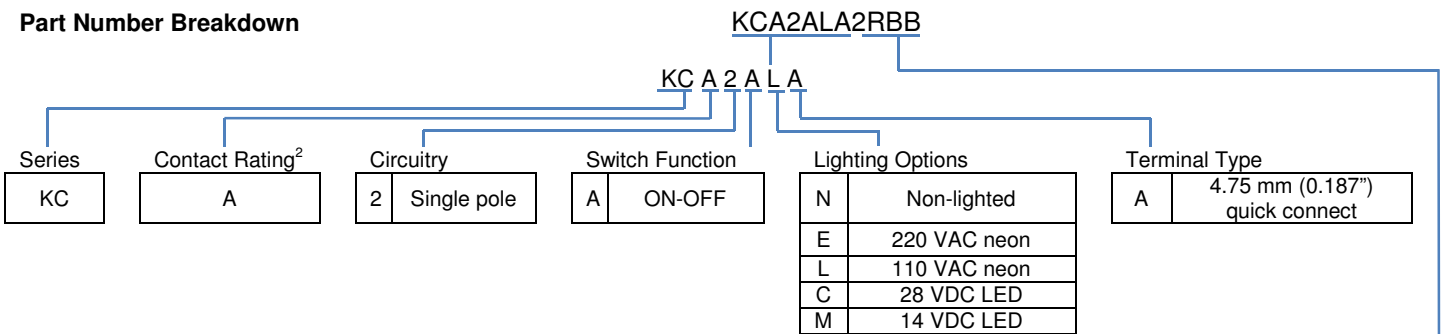
Standard Parts¹

North America	North America and Europe	Europe
KCA2ALA2GBB KCA2ALA2LBB KCA2ALA2RBB	KCA2ANA1BBB	KCA2AEA2GBB

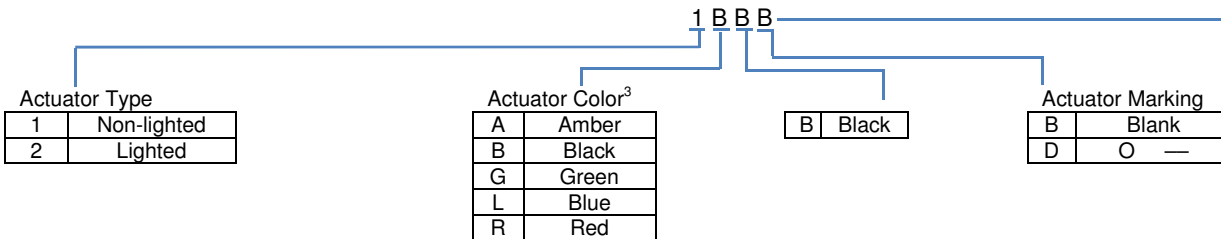
¹The part number configuration matrix below provides details to the part numbers above.

For configurable part numbers that are not listed above, not listed in your region, or for custom part numbers, contact the factory or your distributor.

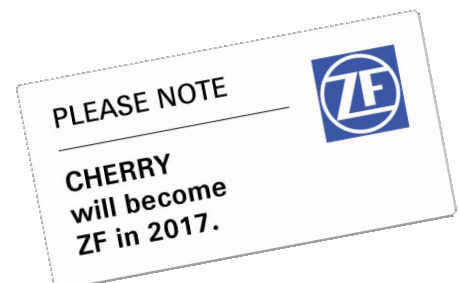
Part Number Breakdown



²See Electrical Specifications section



³Black actuator is only available for non-lighted; others only for lighted.



Electrical Specifications

Dielectric Strength	1500 VAC for 1 minute		
Insulation Resistance	100 MΩ min at 500 VDC		
Initial Contact Resistance	0.050 Ω max		
Electrical Ratings			
Lighting Option	EN61058-1	UL1054	VDC ⁴
N	10 (4) 250	16 A 125 VAC / 10 A 250 VAC	20 A 14 VDC / 10 A 28 VDC
E, L	10 (4) 250	16 A 125 VAC / 10 A 250 VAC	N/A
C	N/A	N/A	10 A 28 VDC
M	N/A	N/A	20 A 14 VDC
Electrical Life at Rated Load Minimum Operations	VDE 10,000	UL 6,000	

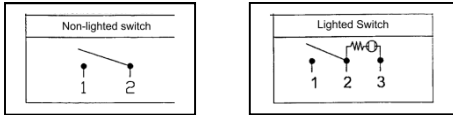
⁴DC ratings not agency approved

UL File No: E23301

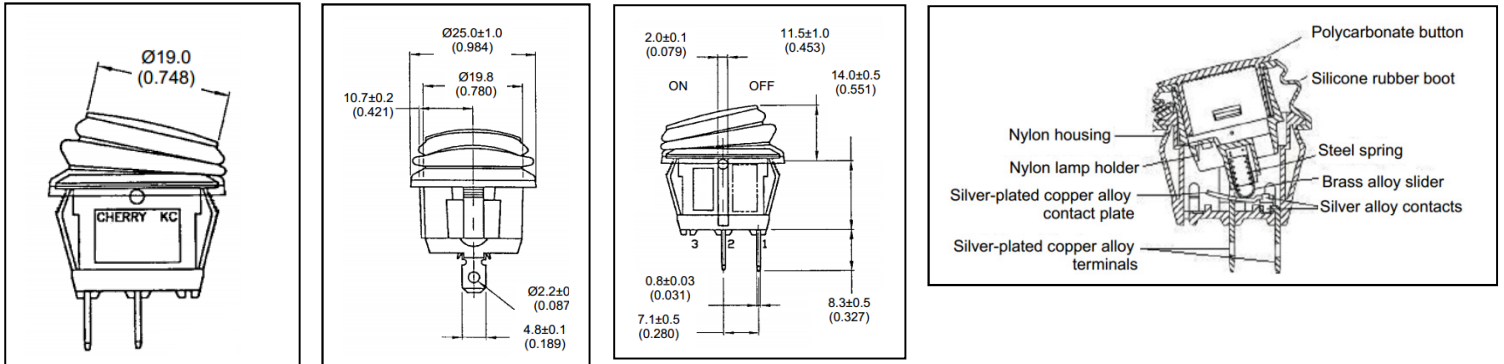
Material and Environmental Specifications

Actuator	Polycarbonate
Housing	Nylon 66 94V-2
Spring	Stainless Steel Wire
Contacts	Silver Alloy
Movable Arm	Silver-Plated Copper Alloy
Terminals	Silver-Plated Copper Alloy
Rubber Boot	Silicone
Operating Temperature Range	-25 °C to +85 °C (-13 °F to +185 °F)
Ingress Protection	IP65

Circuitry and Switch Functions



Dimensions mm (inches)



Recommended Panel Cut-out

