
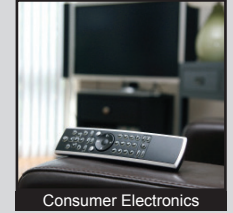




# KAS SERIES DIP SWITCH

ANTI-VANDAL SWITCHES  
 DETECTOR SWITCHES  
 DIP SWITCHES  
 KEYLOCK SWITCHES  
 NAVIGATION SWITCHES  
 PUSHBUTTON SWITCHES  
 ROCKER SWITCHES  
 ROTARY SWITCHES  
 SLIDE SWITCHES  
 SNAP ACTION SWITCHES  
 TACTILE SWITCHES  
 TOGGLE SWITCHES  
 CAP OPTIONS



## APPLICATIONS / MARKETS



**RoHS**

## SPECIFICATIONS

**Electrical Rating:** 100mA @ 50VDC Non-Switching  
 25mA @ 24VDC Switching  
**Life Expectancy:** 2,000 Cycles  
**Contact Resistance:** 100mΩ Max.  
**Insulation Resistance:** 100 MΩ Min. at 500VDC  
**Dielectric Strength:** 100VAC for 1 min.  
**Operating Temperature:** -20°C to 85°C  
**Storage Temperature:** -40°C to 85°C  
**Travel:** 2.0mm Typical  
**Contact Arrangement:** SPST each position

## FEATURES & BENEFITS

- Through hole (PCB Pin) termination
- From 2 to 12 positions
- Top seal optional
- Tube packaging

## PART NUMBER CONFIGURATOR

P Series	Model No.	Termination	Circuit	No. of Positions	Actuator	Seal
<input type="text" value="KA"/>	<input type="text" value="S - Slide Type"/>	<input type="text" value="1 - PC Pin&lt;br/&gt;2 - Right Angle&lt;br/&gt;PC Pin (Extended Actuator Only)"/>	<input type="text" value="1 - SPST"/>	<input type="text" value="02 - 2 positions&lt;br/&gt;03 - 3 positions&lt;br/&gt;04 - 4 positions&lt;br/&gt;05 - 5 positions&lt;br/&gt;06 - 6 positions&lt;br/&gt;07 - 7 positions&lt;br/&gt;08 - 8 positions&lt;br/&gt;09 - 9 positions&lt;br/&gt;10 - 10 positions&lt;br/&gt;12 - 12 positions"/>	<input type="text" value="R - Recessed Actuator&lt;br/&gt;E - Extended Actuator"/>	<input type="text" value="None - Standard Unsealed&lt;br/&gt;T - Top Tape Sealed"/>

Switches are supplied in standard IC tubes with all poles in the "OFF" position

*Specifications subject to change without notice*



**E-SWITCH®**

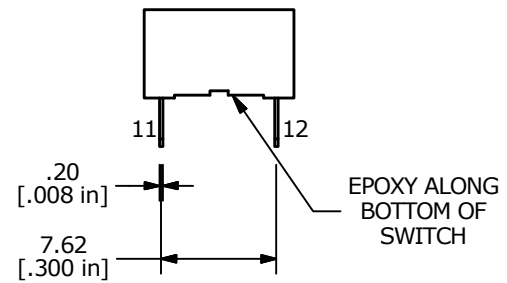
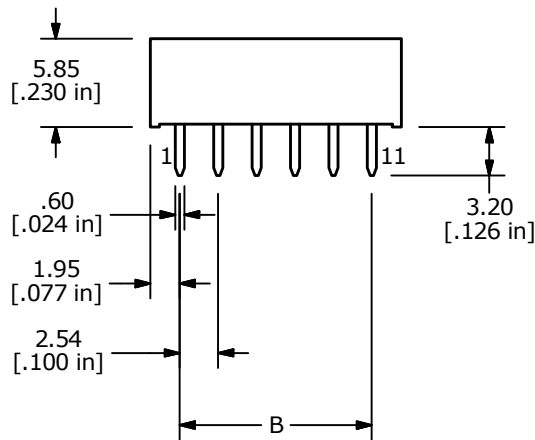
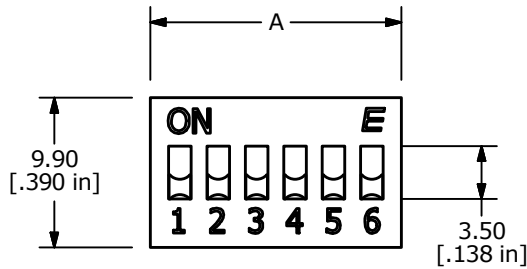
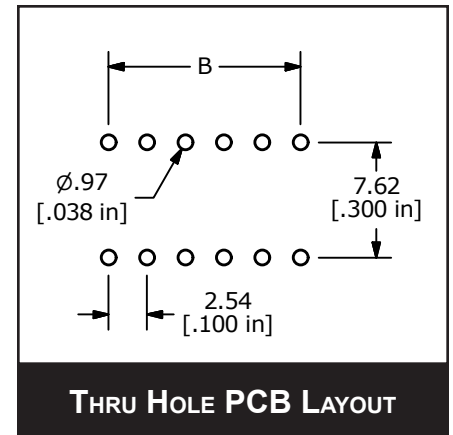
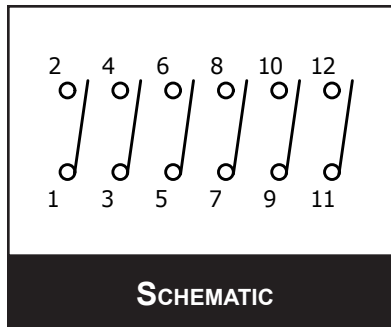
www.e-switch.com

800.867.2717

1

# KAS SERIES DIP SWITCH

## BODY DIMENSIONS/ POSITION OPTIONS



SHOWN WITH 1 - PC PIN  
R - RECESSED ACTUATOR

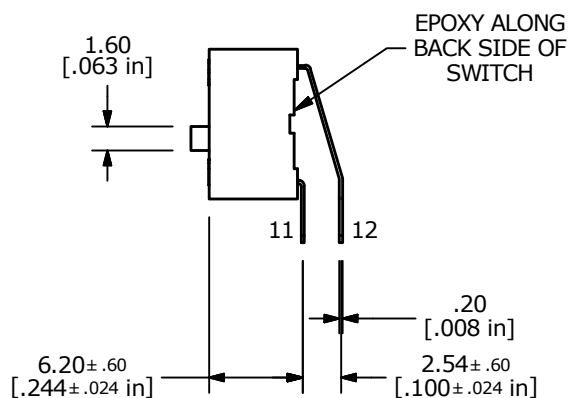
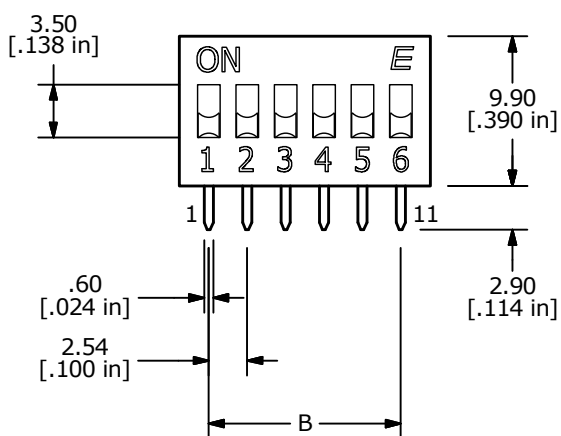
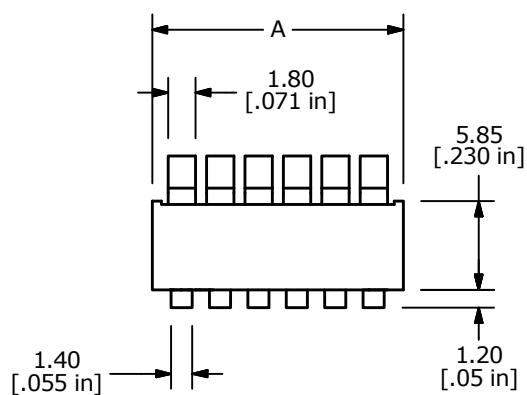
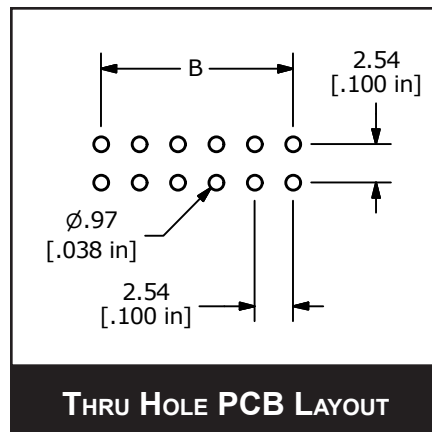
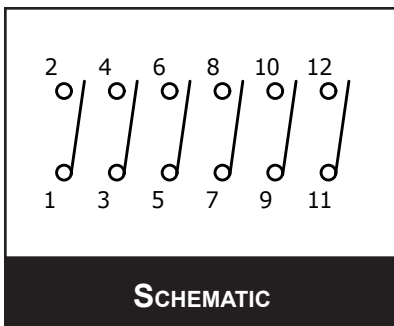
POSITIONS	2	3	4	5	6	7	8	9	10	12
DIM A	6.44 [.254]	8.98 [.354]	11.52 [.454]	14.06 [.554]	16.6 [.654]	19.14 [.754]	21.68 [.854]	24.22 [.954]	26.76 [1.054]	31.84 [1.254]
DIM B	2.54 [.100]	5.08 [.200]	7.62 [.300]	10.16 [.400]	12.7 [.500]	15.24 [.600]	17.78 [.700]	20.32 [.800]	22.86 [.900]	27.94 [1.100]



ANTI-VANDAL SWITCHES  
DETECTOR SWITCHES  
DIP SWITCHES  
KEYLOCK SWITCHES  
NAVIGATION SWITCHES  
PUSHBUTTON SWITCHES  
ROCKER SWITCHES  
ROTARY SWITCHES  
SLIDE SWITCHES  
SNAP ACTION SWITCHES  
TACTILE SWITCHES  
TOGGLE SWITCHES  
CAP OPTIONS

# KAS SERIES DIP SWITCH

## BODY DIMENSIONS/ POSITION OPTIONS



SHOWN WITH 2 - RIGHT ANGLE PC PIN  
E - EXTENDED ACTUATOR

POSITIONS	2	3	4	5	6	7	8	9	10	12
DIM A	6.44 [.254]	8.98 [.354]	11.52 [.454]	14.06 [.554]	16.6 [.654]	19.14 [.754]	21.68 [.854]	24.22 [.954]	26.76 [1.054]	31.84 [1.254]
DIM B	2.54 [.100]	5.08 [.200]	7.62 [.300]	10.16 [.400]	12.7 [.500]	15.24 [.600]	17.78 [.700]	20.32 [.800]	22.86 [.900]	27.94 [1.100]

