

Surface Mount

# Phase Shifter

180° Voltage Variable, 700 to 1000 MHz




## JSPHS-1000

### Maximum Ratings

Operating Temperature	-20°C to 85°C
Storage Temperature	-20°C to 85°C
RF Input Power	0 dBm max.
Control Voltage	28V

### Pin Configuration

IN	1
OUT	7
BIAS	4,6
GROUND	all other pins



CASE STYLE: BK276  
 PRICE: \$ 32.95 ea.  
 QTY.: (1-9)

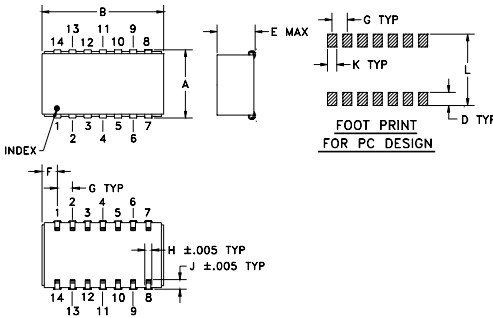
### Features

- good VSWR, 1.2:1 typ.
- low insertion loss, 1.2 dB typ.
- solder-plated J-leads for excellent solderability and strain relief

### Applications

- cellular

### Outline Drawing



### Outline Dimensions (inch/mm)

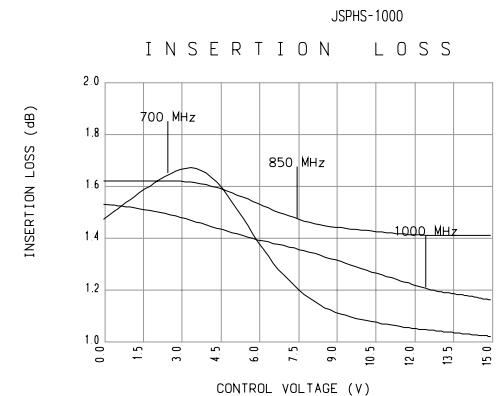
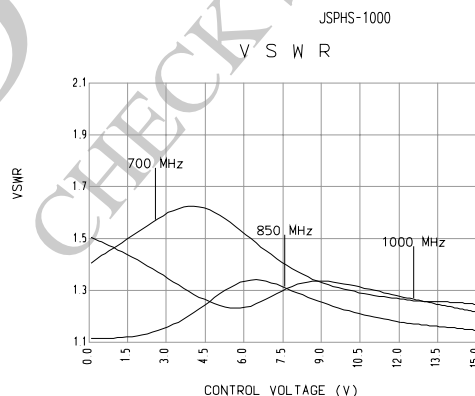
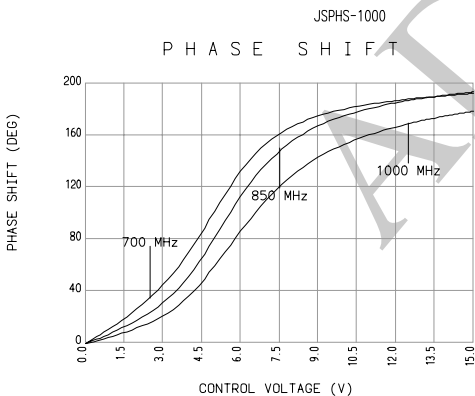
A	B	C	D	E	F	G	H
.470	.803	—	.100	.250	.102	.100	.047
11.94	20.40	—	2.54	6.35	2.59	2.54	1.19
J	K	L	wt.				
.065	.065	.490	grams				
1.65	1.65	12.45	3.0				

### Electrical Specifications

PHASE RANGE (Degrees)	FREQUENCY RANGE (MHz)	INSERTION LOSS (dB)		CONTROL VOLTAGE (V)	CONTROL BANDWIDTH (KHz)	VSWR (:1)	
		Typ.	Max.			Typ.	Max.
180	700-850	1.2	2.0	0-15	DC-50	1.2	2.0
160	700-1000	1.2	2.0	0-15	DC-50	1.2	2.0

### Typical Performance Data

Control Voltage (V)	Phase Shift (degrees)			VSWR (:1)			Insertion Loss (dB)		
	700 MHz	850 MHz	1000 MHz	700 MHz	850 MHz	1000 MHz	700 MHz	850 MHz	1000 MHz
0.00	0.00	0.00	0.00	1.42	1.13	1.52	1.48	1.63	1.54
2.00	25.08	16.78	11.21	1.55	1.13	1.43	1.63	1.63	1.52
4.00	64.66	44.54	30.16	1.69	1.21	1.29	1.74	1.63	1.46
6.00	141.20	119.49	89.61	1.53	1.40	1.21	1.37	1.54	1.40
8.00	171.07	160.75	134.12	1.37	1.30	1.37	1.15	1.46	1.36
10.00	182.16	177.41	155.54	1.31	1.23	1.34	1.09	1.44	1.29
12.00	188.09	186.53	168.05	1.28	1.19	1.29	1.06	1.42	1.23
13.00	190.18	189.72	172.58	1.27	1.18	1.27	1.05	1.42	1.20
14.00	191.91	192.37	176.43	1.27	1.17	1.25	1.04	1.42	1.19
15.00	193.41	194.57	179.67	1.26	1.16	1.23	1.03	1.42	1.17



Distribution Centers NORTH AMERICA 800-654-7949 • 417-335-5935 • Fax 417-335-5945 • EUROPE 44-1252-835094 • Fax 44-1252-837010

INTERNET <http://www.minicircuits.com>

ISO 9001 CERTIFIED

REV. OR  
 M70270  
 ED-8001/2  
 JSPHS-1000  
 LC/TD/CP  
 990131