


DC/DC Converters

1 Watt IB Series

XPiQ inc.

Intelligent Design Quality Product



- 0.18 in² Board Space
- 80% Efficiency
- 15 Watts per in³
- 5, 12, 24 and 48 VDC Inputs
- 1000 VDC Isolation
- Industry Standards Pinouts

Specification

Input

- *Input Voltage* $\pm 10\%$
- *Input Reflected Noise* 100 mV pk-pk max

Output

- *Output Voltage Accuracy* $\pm 5\%$
- *Output Ripple & Noise (20 MHz BW)* 100 mV pk-pk max
- *Line Regulation* 1.2%/1% of V_{in}
- *Load Regulation (20% to 100% Load)* $\pm 10\%$

General

- *Efficiency* At full load 9 V, 12 V & 15V outputs
80% typical
At full load 3.3 V & 5 V outputs
70% typical
- *Short Circuit Protection* 1 second max

Environmental

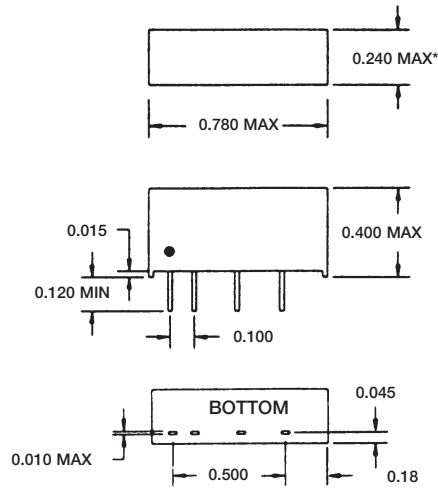
- *Input Output Isolation* 1000 VDC min
- *Temperature Coefficient* 0.03%/°C max
- *Operating Temperature Range* -40 °C to +85 °C
- *Storage Temperature Range* -55 °C to +125 °C

OUTPUT VOLTAGE & CURRENT RATINGS

IB

Output Voltage(s)	Output Current(s)	5 VDC Input	12 VDC Input	24 VDC Input	48 VDC Input
3.3 VDC	300 mA	IB0503S	IB1203S	IB2403S	IB4803S
5.0 VDC	200 mA	IB0505S	IB1205S	IB2405S	IB4805S
9.0 VDC	110 mA	IB0509S	IB1209S	IB2409S	IB4809S
12.0 VDC	84 mA	IB0512S	IB1212S	IB2412S	IB4812S
15.0 VDC	66 mA	IB0515S	IB1215S	IB2415S	IB4815S

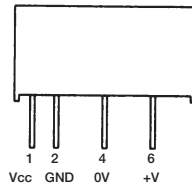
Mechanical Details



* 0.280 max for 48VDC input models

Pin Connections

SINGLE-IN-LINE PACKAGE



Derating Curve

