



HVGT high voltage silicon rectifier diodes is made of high quality glass passivated chip and high reliability epoxy resin sealing structure, and through professional testing equipment inspection qualified after to customers.

SHAPE DISPLAY:



FEATURES:

1. High reliability design.
2. High voltage design.
3. High frequency .
4. Conform to RoHS.
5. Epoxy resin molded in vacuumHave anticorrosion in the surface.

APPLICATIONS:

1. High voltage multiplier circuit
2. Electrostatic generator circuit .
3. General purpose high voltage rectifier.
4. Other.

MECHANICAL DATA:

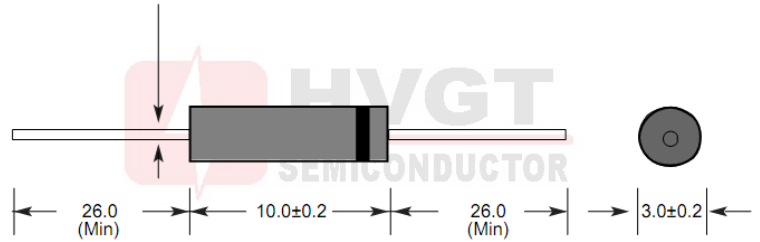
1. Case: epoxy resin molding.
2. Terminal: welding axis.
3. Net weight: 0.32 grams (approx).

SIZE: (Unit:mm)

HVGT NAME: DO-310

DO-310 Series

Lead Diameter 0.6±0.03



Unit:mm

MAXIMUM RATINGS AND CHARACTERISTICS: (Absolute Maximum Ratings)

Items	Symbols	Condition	Data Value	Units
Repetitive Peak Rense Voltage	V_{RRM}	$T_a=25^{\circ}C;$	10	kV
Average Output Current	I_F	$T_a=55^{\circ}C;$ Resistive Load	30	mA
Suege Current	I_{FSM}	$T_a=25^{\circ}C;$ 1/2 Sine(60Hz)	3.0	A
Junction Temperature	T_J		-40~+125	$^{\circ}C$
Allowable Operation Case Temperature	T_c		125	$^{\circ}C$
Storage Temperature	T_{STG}		-40~+125	$^{\circ}C$

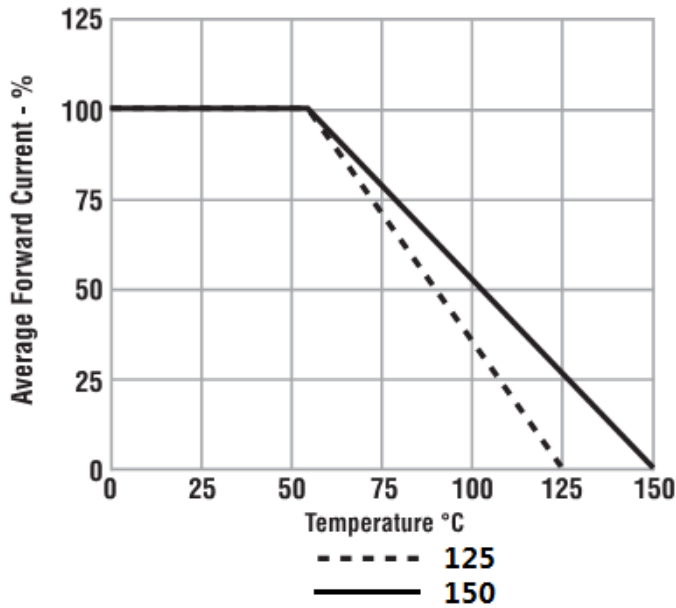
ELECTRICAL CHARACTERISTICS: $T_a=25^{\circ}C$ (Unless otherwise specified)

Items	Symbols	Condition	Data value	Units
Maximum Forward Voltage Drop	V_F	at $25^{\circ}C;$ at $I_{F(AV)}$	23	V
Maximum Reverse Current	I_{R1}	at $25^{\circ}C;$ at V_{RRM}	1.0	μA
	I_{R2}	at $100^{\circ}C;$ at V_{RRM}	20	μA
Maximum Reverse Recovery Time	T_{RR}	at $25^{\circ}C;$ $I_F=0.5I_R;$ $I_R=I_{FAVM};$ $I_{RR}=0.25I_R$	100	nS
Junction Capacitance	C_J	at $25^{\circ}C;$ $V_R=0V;$ $f=1MHz$	0.7	pF



Fig 1

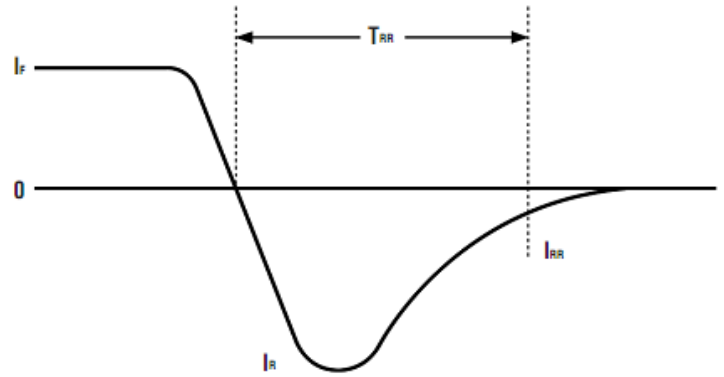
Forward Current Derating Curve



This applies to most diodes in our catalog that show average current rating at 55°C unless otherwise specified.
Max operating temperature is 150°C unless otherwise specified.

Fig 2

Reverse Recovery Measurement Waveform



Typical data capture points: $I_F = 0.5I_R$, $I_R, I_{RR} = 0.25I_R$

Marking	Type	Code	Cathode Mark
	HVRT100	--	