


# SMD LVDS output 6 pads 3.2 x 2.5 x 1.0 mm



RoHS Compliance

### Features

- Ultra Small SMD seam sealed clock crystal oscillator units.
- Tri-state function available on pad No. 1.

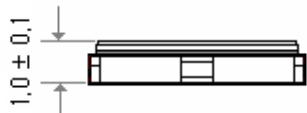
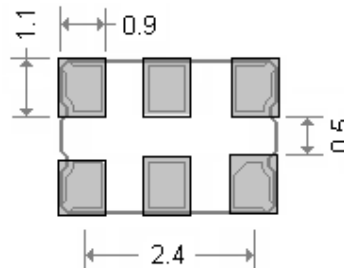
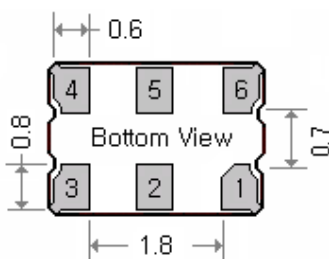
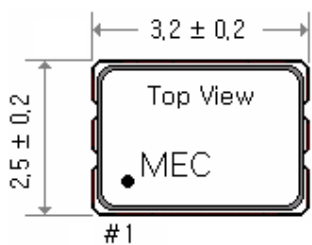
### Applications

- For high frequency LVDS output clock oscillators .
- " HDW " use a high-Q fundamental crystal and a multiplier circuit for low cost applications.

### General Specifications

Parameters		Electrical Spec.							
Input Voltage ( V <sub>DD</sub> )		3.3 V ± 5 %							
Frequency Range / Load		750 KHz ~ 800,0 MHz							
Output Wave Form		LVDS output							
Output Logic High " 1 "	typical	1.43 V ( RL = 100 Ω )							
	max.	1.60 V ( RL = 100 Ω )							
Output Logic Low " 0 "	min.	0.9 V ( RL = 100 Ω )							
	typical	1.1 V ( RL = 100 Ω )							
Integrated Phase Noise ( 12 KHz to 20 MHz )		2.6 ps ( typical ) ; 4.0 ps ( max. )							
Rise Time ( Tr ) / Fall Time ( Tf )		0.6n sec.( typical ) ; 1.5 n sec. ( max. )							
Output Voltage Swing		350 mV min. ( V <sub>DD</sub> = +2.5V )							
Duty Cycle		50% ± 10% [ 50% ± 5% is also available ]							
Load		50 Ω into Vcc - 2V or Thevenin equivalent							
Current Consumption ( 15 pF load )	< 24.0 MHz	24.1 ~ 96.0 MHz		96.1 ~ 800.0 MHz					
	25 mA ( max. )	65 mA ( max. )		100 mA ( max. )					
Start - Up Time (Ts)		10 m sec.( typical )							
Storage Temperature		- 50°C to 100°C							
Aging		± 3 ppm per year (max.)							
Frequency Stability <sup>(1)</sup> Codes	Frequency Stability over Operating Temperature Range	± 25 ppm	± 50 ppm	± 100 ppm	If non-standard , please enter the desired stability after the " C " or " I "				
	Commercial ( -10°C to +70°C )	A	B	C	For example :				
	Industrial ( -40°C to +85°C )	D	E	F	" C20 " ±20 ppm over -10°C to +70°C ; " I20 " ± 20 ppm over -40°C to +85°C				
Phase Noise ( typical ) [ 156.250 MHz ]		Offset	10 Hz	100 Hz	1K Hz	10 KHz	100KHz	1 MHz	10 MHz
		dBc / Hz	-60	-90	-115	-125	-119	-120	-140

### Outline Dimensions ( Unit : mm )



Pad Connections :  
 Pad 1 : Tri - state  
 Pad 2 : No connection  
 Pad 3 : Ground  
 Pad 4 : Output  
 Pad 5 : Complimentary output  
 Pad 6 : Supply voltage