



Frontier Electronics Corp.

667 E. COCHRAN STREET, SIMI VALLEY, CA 93065

TEL: (805) 522-9998 FAX: (805) 522-9989

E-mail: frontiersales@frontierusa.com

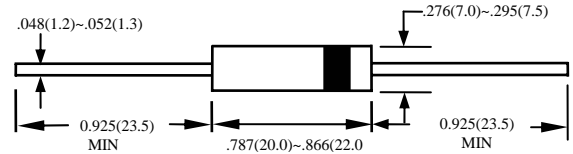
Web: <http://www.frontierusa.com>

HIGH VOLTAGE MICROWAVE OVEN RECTIFIER

HV03-08 THRU HVO3-16

FEATURES

- CONTROLLED AVALANCHE CHARACTERISTIC COMBINED WITH THE ABILITY TO DISSIPATE REVERSE POWER
- PLASTIC PACKAGE HAS UNDERWRITERS LABORATORY FLAMMABILITY CLASSIFICATION 94V-0
- LOW FORWARD VOLTAGE DROP
- TYPICAL IR LESS THAN 1 μ A
- HIGH OVERLOAD SURGE CAPABILITY
- HIGH TEMPERATURE SOLDERING GUARANTEED: 260°C /10S /0.375" (9.5mm) LEAD LENGTH AT 5 LBS., (2.3KG) TENSION



MECHANICAL DATA

- CASE: HV, RELIABLE LOW COST CONSTRUCTION UTILIZING MOLDED PLASTIC TECHNIQUE, DIMENSIONS IN INCHES AND (MILLIMETERS)
- TERMINALS: AXIAL LEADS, SOLDERABLE PER MIL-STD-202, METHOD 208
- MOUNTING POSITION: ANY
- WEIGHT: 2.8 GRAMS

MAXIMUM RATINGS AND ELECTRICAL CHARACTERISTICS RATINGS AT 25°C AMBIENT TEMPERATURE UNLESS OTHERWISE SPECIFIED SINGLE PHASE, HALF WAVE, 60 HZ, RESISTIVE OR INDUCTIVE LOAD FOR CAPACITIVE LOAD, DERATE CURRENT BY 20%

RATINGS	SYMBOL	HV03-08	HV03-09	HV03-10	HV03-12	HV03-14	HV03-15	HV03-16	UNITS
MAXIMUM RECURRENT PEAK REVERSE VOLTAGE	V_{RRM}	8000	9000	10000	12000	14000	15000	16000	V
MAXIMUM RMS VOLTAGE	V_{RMS}	5600	6300	7000	8400	9800	10500	11200	V
MAXIMUM DC BLOCKING VOLTAGE	V_{DC}	8000	9000	10000	12000	14000	15000	16000	V
MAXIMUM AVERAGE FORWARD RECTIFIED CURRENT AT $T_A=55^\circ\text{C}$	I_O	350							mA
PEAK FORWARD SURGE CURRENT, 8.3ms SINGLE HALF SINE-WAVE SUPERIMPOSED ON RATED LOAD	I_{FSM}	30							A
STORAGE TEMPERATURE RANGE	T_{STG}	- 40 TO + 130							°C
OPERATING TEMPERATURE RANGE	T_{OP}	- 40 TO + 130							°C

ELECTRICAL CHARACTERISTICS ($A_T T_A = 25^\circ\text{C}$ UNLESS OTHERWISE NOTED)

CHARACTERISTICS	SYMBOL	HV03-08	HV03-09	HV03-10	HV03-12	HV03-14	HV03-15	HV03-16	UNITS
MAXIMUM INSTANTANEOUS FORWARD VOLTAGE AT I_O DC	V_F	10.0			12.0	15.0			V
MAXIMUM DC REVERSE CURRENT AT RATED DC BLOCKING VOLTAGE	I_R	5							μ A

RATINGS AND CHARACTERISTIC CURVE HV03-08 THRU HV03-16

FIG. 1-FORWARD CURRENT DERATING CURVE

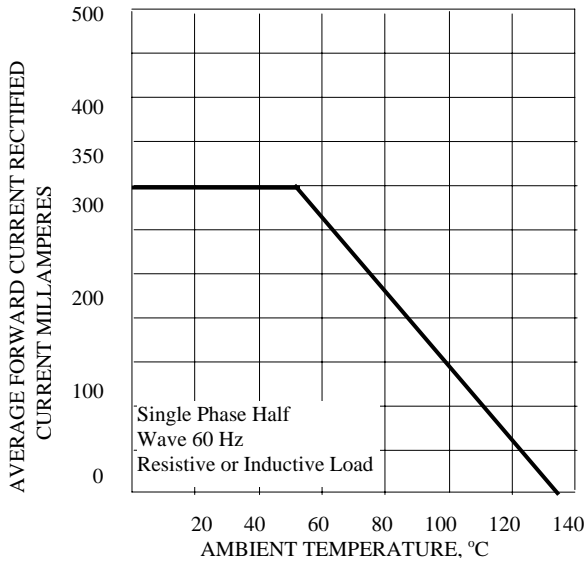


FIG. 2-MAXIMUM NON-REPETITIVE PEAK FORWARD SURGE RATING

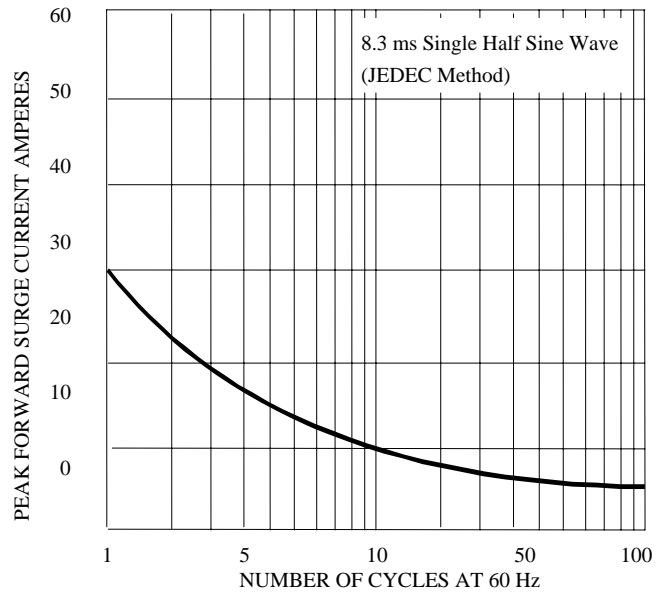


FIG. 3- TYPICAL REVERSE CHARACTERISTICS

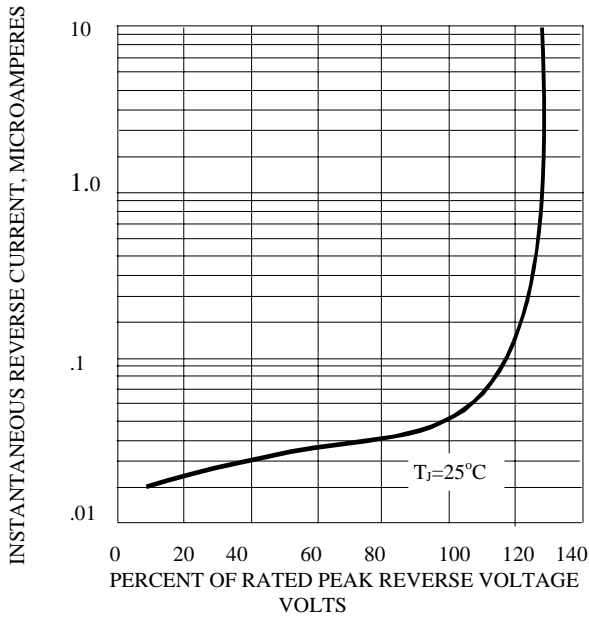


FIG. 4- TYPICAL INSTANTANEOUS FORWARD CHARACTERISTICS

