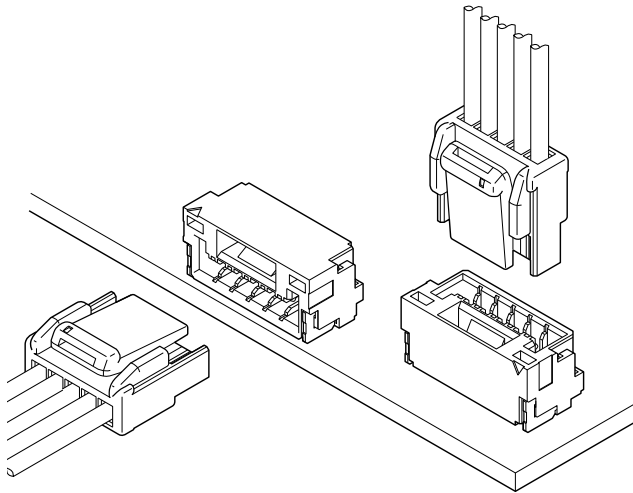




GEZ CONNECTOR

1.25 mm pitch / Disconnectable Crimp style connectors



GEZ connector has been developed for market of Pachislot & Pachinko Machine. This connector contact is interchangeable with the Dual row type GEZD connector, and this low insertion force type contact enables connector mating operation easier.

- Secure locking structure
- Prevention of contact deformation
- Clear engagement click feeling

Specifications

- Current rating: 1.5 A AC/DC (AWG #26)
1.0 A AC/DC (AWG #28)
0.8 A AC/DC (AWG #30)
- Voltage rating: 50 V AC/DC
- Temperature range: -25°C to +85°C
(including temperature rise in applying electrical current)
- Contact resistance: Initial value/ 30 mΩ max.
After environmental tests/ 50 mΩ max.
- Insulation resistance: 100 MΩ min.
- Withstanding voltage: 500 VAC/minute
- Applicable wire: Conductor size / AWG #30 to 26
Insulation O.D./ 0.76 mm to 1.05 mm

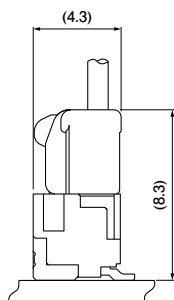
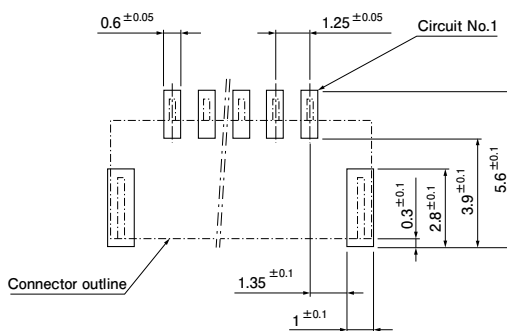
* In using the products, refer to "Handling Precaution for Terminal and Connector" described on our website (Technical documents of Product information page)

* Contact JST for details.

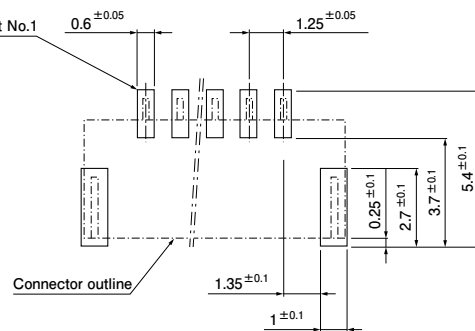
* RoHS2 compliance

PC board layout and Assembly layout

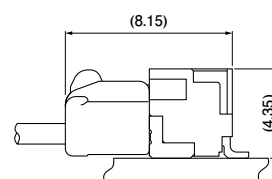
Top entry type



Side entry type



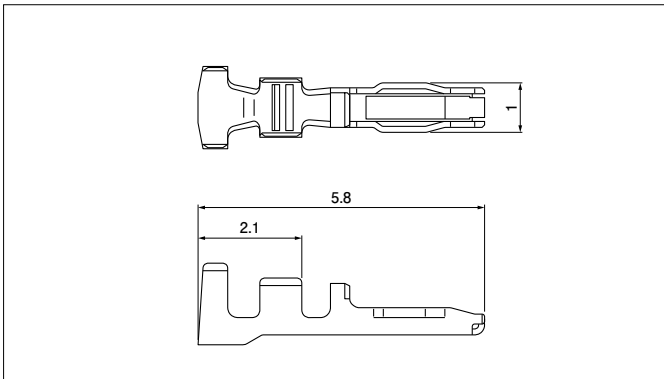
(Mating side faces to this side)



Note: 1. The above figure is the figure viewed from the connector mounting side.
2. Tolerances are non-cumulative: ± 0.05 mm for all centers.
The dimensions above should serve as a guideline. Contact JST for details.

GEZ CONNECTOR

Contact



Model No.	Applicable wire		Insulation O.D. (mm)	Q'ty/ reel
	mm ²	AWG#		
SGEZD-002T-C0.2A	0.05~0.13	30~26	0.76~1.05	25,000

Material and Finish

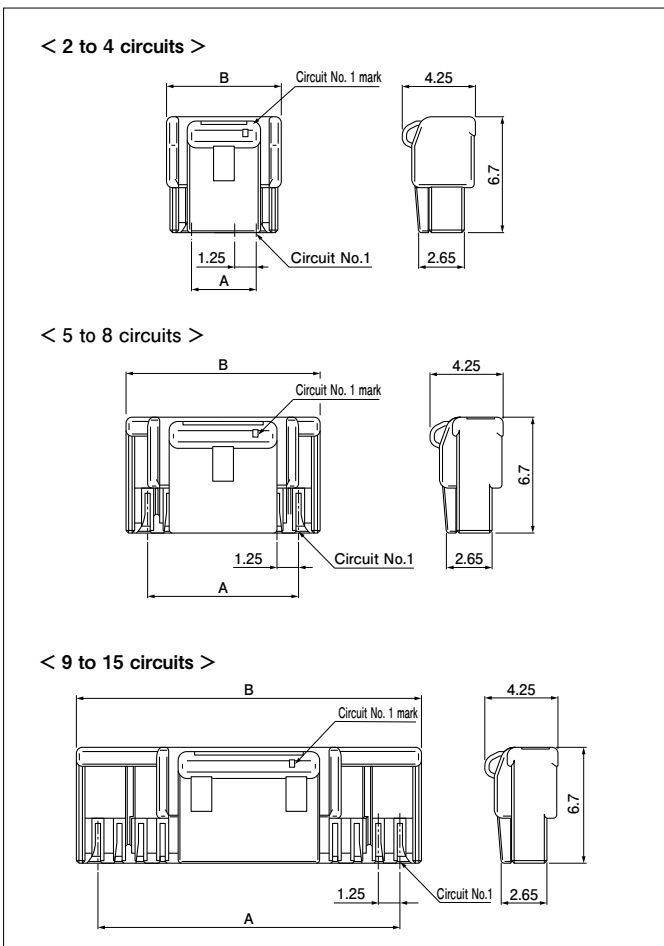
Copper alloy, tin-plated (reflow treatment)

RoHS2 compliance

Contact	Crimping machine	Applicator		
		Crimp applicator	Dies	Crimp applicator with dies
SGEZD-002T-C0.2A	AP-K2N	MKS-L-10-3	MK/SSHL-002-02	APLMK SSSL002-02
		—	—	—

Note: Contact JST for fully automatic crimping applicator.

Housing



No. of circuits	Model No.	Dimensions (mm)		Q'ty/ bag
		A	B	
2	GEZR-02V-S	—	4.45	2,000
3	GEZR-03V-S	2.50	5.50	2,000
4	GEZR-04V-S	3.75	6.65	2,000
5	GEZR-05V-S	5.00	7.50	2,000
6	GEZR-06V-S	6.25	8.75	2,000
7	GEZR-07V-S	7.50	10.00	1,000
8	GEZR-08V-S	8.75	11.25	1,000
9	GEZR-09V-S	10.00	12.50	1,000
10	GEZR-10V-S	11.25	13.75	1,000
11	GEZR-11V-S	12.50	15.00	1,000
12	GEZR-12V-S	13.75	16.25	1,000
13	GEZR-13V-S	15.00	17.50	1,000
14	GEZR-14V-S	16.25	18.75	1,000
15	GEZR-15V-S	17.50	20.00	1,000

Material and Finish

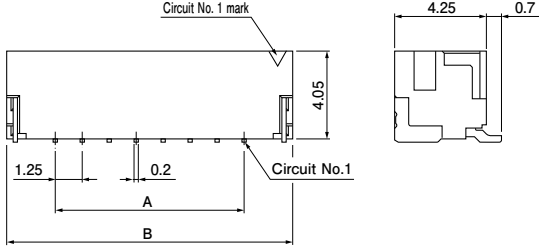
PBT, UL94V-0, natural (white)

RoHS2 compliance

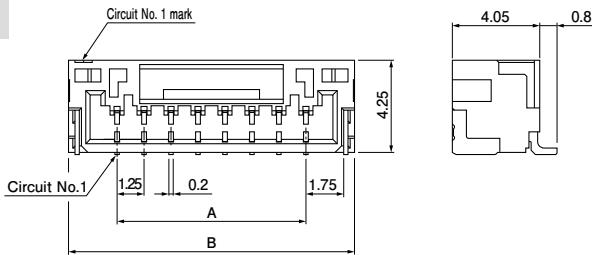
GEZ CONNECTOR

Header

Top entry type



Side entry type



No. of circuits	Model No.		Dimensions (mm)		Q'ty/reel
	Top entry type	Side entry type	A	B	
2	BM02B-GEZS-TBT	SM02B-GEZS-TB	—	5.75	2,500
3	BM03B-GEZS-TBT	SM03B-GEZS-TB	2.50	7.00	2,500
4	BM04B-GEZS-TBT	SM04B-GEZS-TB	3.75	8.25	2,500
5	BM05B-GEZS-TBT	SM05B-GEZS-TB	5.00	9.50	2,500
6	BM06B-GEZS-TBT	SM06B-GEZS-TB	6.25	10.75	2,500
7	BM07B-GEZS-TBT	SM07B-GEZS-TB	7.50	12.00	2,500
8	BM08B-GEZS-TBT	SM08B-GEZS-TB	8.75	13.25	2,500
9	BM09B-GEZS-TBT	SM09B-GEZS-TB	10.00	14.50	2,500
10	BM10B-GEZS-TBT	SM10B-GEZS-TB	11.25	15.75	2,500
11	BM11B-GEZS-TBT	SM11B-GEZS-TB	12.50	17.00	2,500
12	BM12B-GEZS-TBT	SM12B-GEZS-TB	13.75	18.25	2,500
13	BM13B-GEZS-TBT	SM13B-GEZS-TB	15.00	19.50	2,500
14	BM14B-GEZS-TBT	SM14B-GEZS-TB	16.25	20.75	2,500
15	BM15B-GEZS-TBT	SM15B-GEZS-TB	17.50	22.00	2,500

Material and Finish

Contact : Copper alloy, copper-undercoated, tin-plated (reflow treatment)

Housing : PA 9T, UL94V-0, natural (ivory)

Reinforcement : Brass, copper-undercoated, tin-plated (reflow treatment)

RoHS2 compliance

Model number allocation

Contact

S GEZD - 002 T - C 0.2 A

Form : S...Strip form

Series name

Applicable wire : 002...AWG #30~#26

Surface finish : T...Tin-plated (Reflow treatment)

Material : C...Copper alloy

Terminal size

Type : A...A type

Housing

GEZ R - 04 V - S

Series name

Part name : Receptacle

No. of circuits : 2~15

Flammability : V...UL94V-0

Color indication : S...Natural (White), K...Black, E...Blue, TR...Tomato red
 MG...Moss green, NB...Navy blue, HD...Dark gray
 OD...Dark orange, PD...Dark purple

Header/ Top entry type

BM 04 B - GEZ S - TB T

Assembly style : SMT Top entry type

No. of circuits : 2~15

Part name : Header

Series name

Color indication : S...Natural (Ivory), K...Black, E...Blue
 TR...Tomato red, MG...Moss green, NB...Navy blue
 HD...Dark gray, OD...Dark orange, PD...Dark purple

Packaging style : TB...Embossed-taping

Suction tape : T...With suction tape

Header/ Side entry type

SM 04 B - GEZ S - TB

Assembly style : SMT Side entry type

No. of circuits : 2~15

Part name : Header

Series name

Color indication : S...Natural (Ivory), K...Black, E...Blue, TR...Tomato red
 MG...Moss green, NB...Navy blue, HD...Dark gray
 OD...Dark orange, PD...Dark purple

Packaging style : TB...Embossed-taping