

GBJ801 THRU GBJ807



SINGLE PHASE 8.0 AMP BRIDGE RECTIFIERS



FEATURES

- * Ideal for printed circuit board
- * Low forward voltage
- * Low leakage current
- * Mounting position: Any

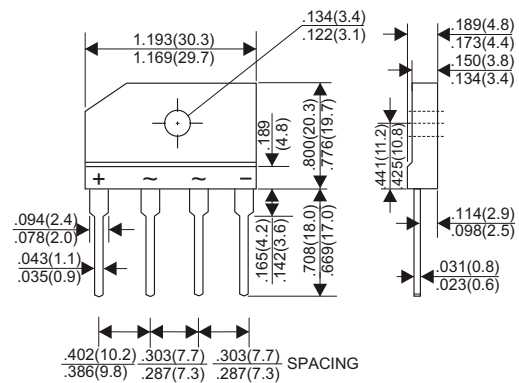
VOLTAGE RANGE

50 to 1000 Volts

CURRENT

8.0 Amperes

GBJ



MAXIMUM RATINGS AND ELECTRICAL CHARACTERISTICS

Rating 25°C ambient temperature unless otherwise specified.
Single phase half wave, 60Hz, resistive or inductive load.
For capacitive load, derate current by 20%.

TYPE NUMBER	GBJ801	GBJ802	GBJ803	GBJ804	GBJ805	GBJ806	GBJ807	UNITS
Maximum Recurrent Peak Reverse Voltage	50	100	200	400	600	800	1000	V
Maximum RMS Voltage	35	70	140	280	420	560	700	V
Maximum DC Blocking Voltage	50	100	200	400	600	800	1000	V
Maximum Average Forward (with heatsink Note 2)	8.0							A
Rectified Current at Tc=100°C (Without heatsink)	2.9							A
Peak Forward Surge Current, 8.3 ms single half sine-wave superimposed on rated load (JEDEC method)	200							A
Maximum Forward Voltage Drop per Bridge Element at 4.0A D.C.	1.1							V
Maximum DC Reverse Current Ta=25°C	5.0							μA
at Rated DC Blocking Voltage Ta=100°C	500							μA
Typical Junction Capacitance (Note 1)	55							PF
Typical Thermal Resistance Rθjc (Note 2)	2.8							°C/W
Operating Temperature Range, Tj	-55 — +150							°C
Storage Temperature Range, Tstg	-55 — +150							°C

NOTES:

1. Measured at 1.0MHz and applied reverse voltage of 4.0V DC.
2. Thermal Resistance from Junction to Case with device mounted on 75mm x 75mm x 1.6mm Cu Plate Heatsink.

RATING AND CHARACTERISTIC CURVES (GBJ801 THRU GBJ807)

FIG.1-TYPICAL FORWARD CURRENT DERATING CURVE

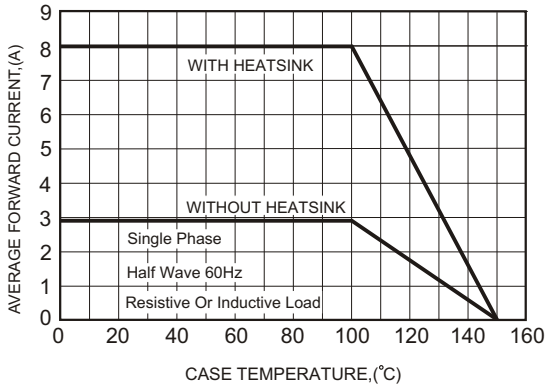


FIG.2-MAXIMUM NON-REPETITIVE FORWARD SURGE CURRENT

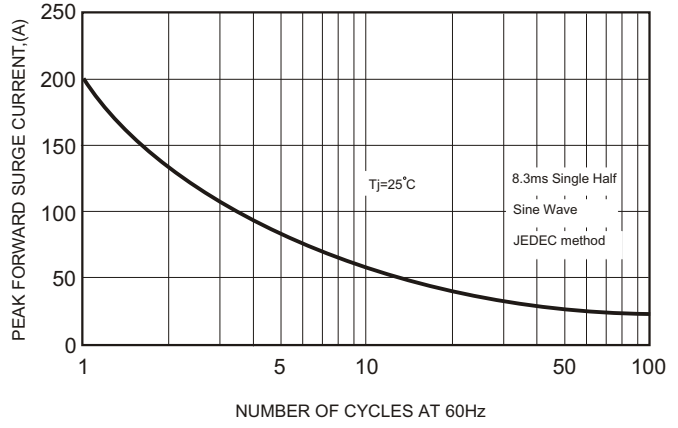


FIG.3-TYPICAL FORWARD CHARACTERISTICS

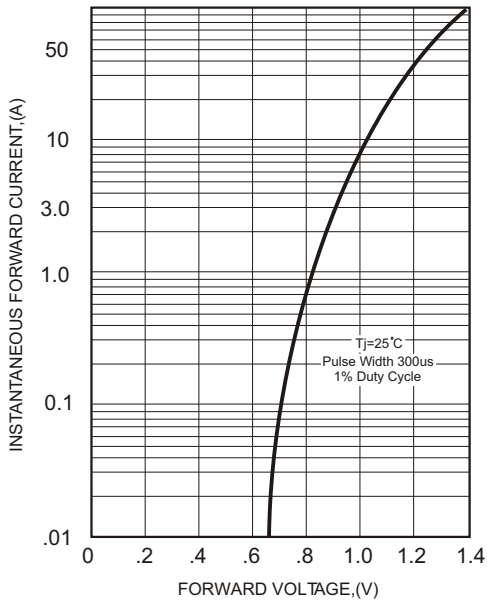


FIG.4-TYPICAL REVERSE CHARACTERISTICS

