

### Ultrafast response of several tens picosecond

#### ■ FEATURES

- Ultrafast response
  - G4176 :  $t_r$  ,  $t_f$  = 30 ps (Typ.)
  - G7096 :  $t_r$  = 40 ps (Typ.)
- Low dark current
  - G4176 : 100 pA ( $T_a=25$  °C)
- Large photosensitive area
  - 200  $\mu\text{m}^2$

#### ■ APPLICATIONS

- Optical high-speed waveform measurements
- Optical communications



#### ■ DESCRIPTION

HAMAMATSU realized MSM (Metal-Semiconductor-Metal) Photodetectors having ultrafast responses.

The GaAs MSM Photodetector G4176 features 30ps response time for both rise & fall while keeping a low dark current (100pA at  $T_a=25$  °C). The rise time of the InGaAs MSM Photodetector G7096 is 40ps.

Symmetrical and interdigital Schottky contacts are fabricated at the sensitive area, whose size can be larger than other kinds of fast response photodetectors. This makes easier to set up with optics. Therefore, MSM Photodetectors are suited for measurements of optical high-speed waveform and optical communications.

There is no electrical polarity in MSM Photodetectors, that is, both polarities of a bias voltage are available, and the polarity of an output signal depends on its connection.

Two kinds of packages are prepared for each MSM Photodetector. The package of G4176 & G7096 is a coaxial metal type (patent : Japan 2070802), which is easy to connect with an electrical SMA-connector. That of G4176-01 & G7096-01 is a TO-18, which is very common.

An optical fiber or connector input types are available as a custom option. Contact your local representative for more information.

## ◆ G4176 SERIES ◆

### ■ ABSOLUTE MAXIMUM RATINGS (Ta=25°C)

Item	Symbol	Condition	Value	Unit
Maximum Bias Voltage	$V_b$		$\pm 10$	V
Maximum Light Input	$\Phi$			
Pulsed Light		Pulse width $\leq 1\text{ns}$	50	mW
CW to Pulsed Light		Pulse width $> 1\text{ns}$	5	mW
Operating Temperature	$T_{op(a)}$		-40 to +85	°C
Storage Temperature	$T_{stg}$		-40 to +100	°C

### ■ GENERAL CHARACTERISTICS (Ta=25°C)

Item	Symbol	Condition	Value	Unit
Spectral Response Range	$\lambda$	$V_b = 7\text{V}$	450 to 870	nm
Peak Response Wavelength	$\lambda_p$	$V_b = 7\text{V}$	850	nm
Effective Sensitive Area	A		$0.2 \times 0.2$	mm <sup>2</sup>
Chip Size			$1 \times 1$	mm <sup>2</sup>
Package				
G4176			TO-5 (Unified with SMA connector)	
G4176-01			TO-18	

### ■ ELECTRICAL AND OPTICAL CHARACTERISTICS (Ta=25°C, Vb=7V)

Item	Symbol	Condition	Value			Unit
			Min.	Typ.	Max.	
Radiant sensitivity	S	$\lambda = 850\text{nm}$	0.2	0.3	-	A/W
Dark Current	$I_d$		-	100	300	pA
NEP*		$\lambda = 850\text{nm}$	$0.2 \times 10^{-15}$	$3 \times 10^{-15}$	-	W/Hz <sup>1/2</sup>
G4176-01			$0.2 \times 10^{-15}$	$4 \times 10^{-15}$	-	
Terminal Capacitance	$C_t$		-	0.3	0.4	pF
G4176-01				-	0.5	0.6
Rise Time	$t_r$	10 to 90 %	-	30	40	ps
G4176-01				-	50	80
Fall Time	$t_f$	90 to 10 %	-	30	40	ps
G4176-01				-	50	80

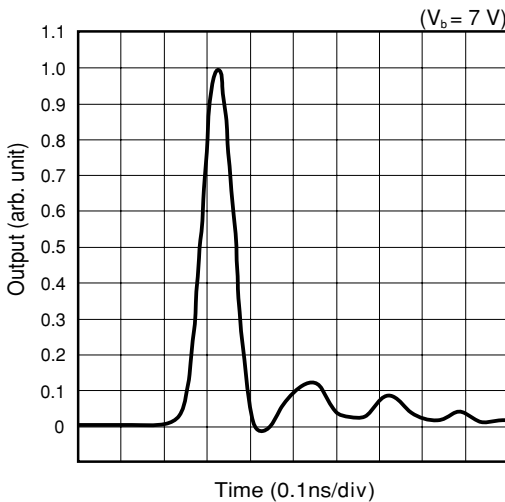
\*Noise Equivalent Power

\*\*Value on Chip

Figure 1: Optical Pulse Response

#### ■ G4176

(Including time response of light source, bias-tee and oscilloscope)



#### ■ G4176-01

(Including time response of light source, assembly circuit and oscilloscope)

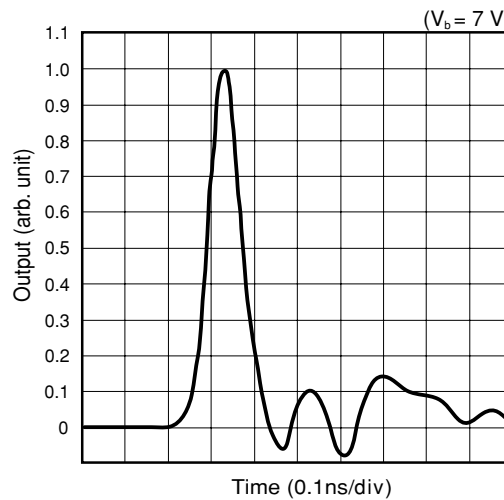
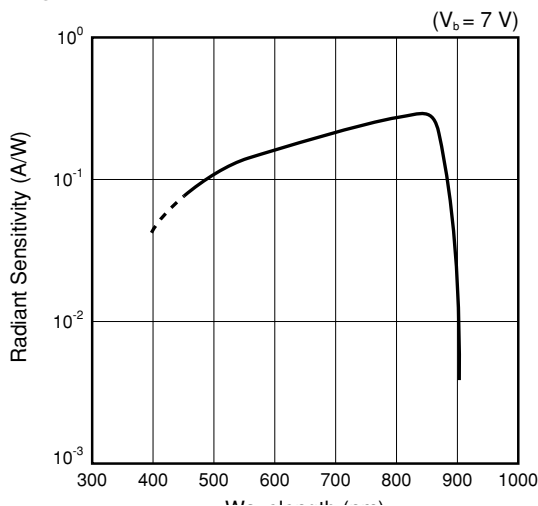


Figure 2: Spectral Response



## ◆ G7096 SERIES ◆

### ■ ABSOLUTE MAXIMUM RATINGS (Ta=25°C)

Item	Symbol	Condition	Value	Unit
Maximum Bias Voltage	V <sub>b</sub>		±15	V
Maximum Light Input	Φ			
Pulsed Light		Pulse width ≤ 1ns	10	mW
CW to Pulsed Light		Pulse width > 1ns	2	mW
Operating Temperature	T <sub>op(a)</sub>		-40 to +85	°C
Storage Temperature	T <sub>stg</sub>		-40 to +100	°C

### ■ GENERAL CHARACTERISTICS (Ta=25°C)

Item	Symbol	Condition	Value	Unit
Spectral Response Range	λ	V <sub>b</sub> = 10 V	850 to 1650	nm
Peak Response Wavelength	λ <sub>p</sub>	V <sub>b</sub> = 10 V	1500	nm
Effective Sensitive Area	A		0.2 × 0.2	mm <sup>2</sup>
Chip Size			1 × 1	mm <sup>2</sup>
Package				
G7096			TO-5 (Unified with SMA connector)	
G7096-01			TO-18	

### ■ ELECTRICAL AND OPTICAL CHARACTERISTICS (Ta=25°C, V<sub>b</sub>=10V)

Item	Symbol	Condition	Value			Unit
			Min.	Typ.	Max.	
Radiant sensitivity	S	λ = 1.3 μm	0.2	0.4	-	A/W
Dark Current	I <sub>d</sub>		-	5	20	μA
NEP*		λ = 1.3 μm	0.2 × 10 <sup>-10</sup>	2 × 10 <sup>-10</sup>	-	W/Hz <sup>1/2</sup>
G7096-01			0.2 × 10 <sup>-10</sup>	3 × 10 <sup>-10</sup>	-	
Terminal Capacitance	C <sub>t</sub>		-	0.7	0.8	pF
G7096-01			-	0.9	1.0	
Rise Time	t <sub>r</sub>	10 to 90 %	-	40	60	ps
G7096-01				-	80	
Fall Time	t <sub>f</sub>	90 to 10 %	-	120	160	ps
G7096-01				-	160	

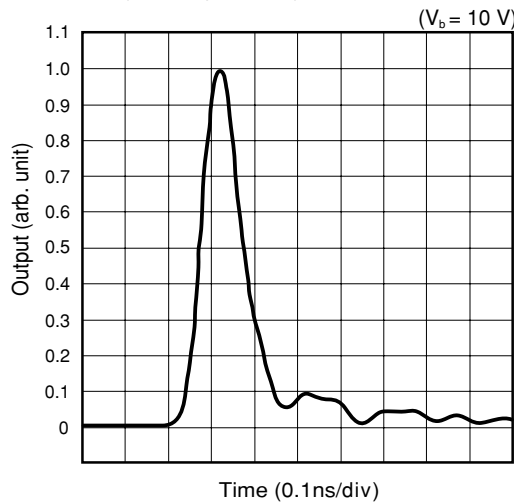
\*Noise Equivalent Power

\*\*Value on Chip

Figure 3: Optical Pulse Response

#### ■ G7096

(Including time response of light source, bias-tee and oscilloscope)



#### ■ G7096-01

(Including time response of light source, assembly circuit and oscilloscope)

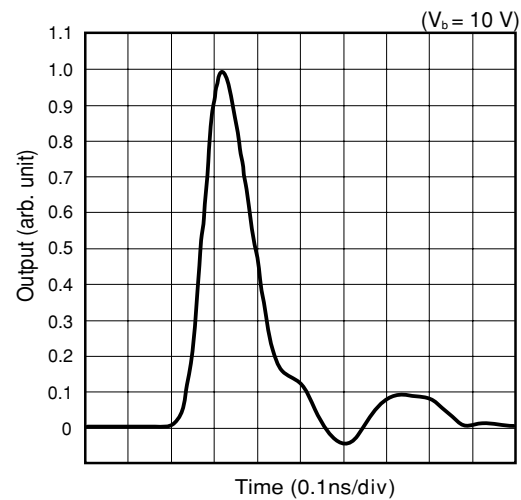
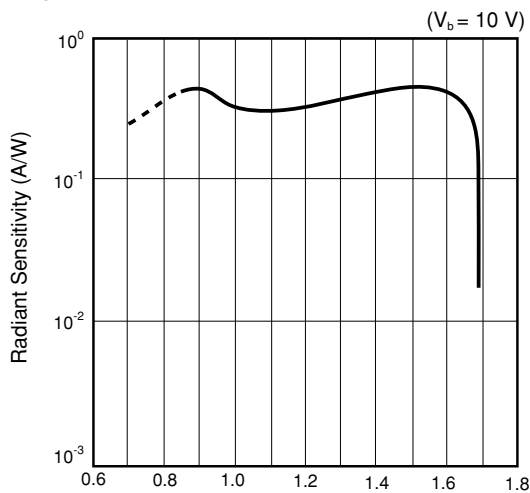
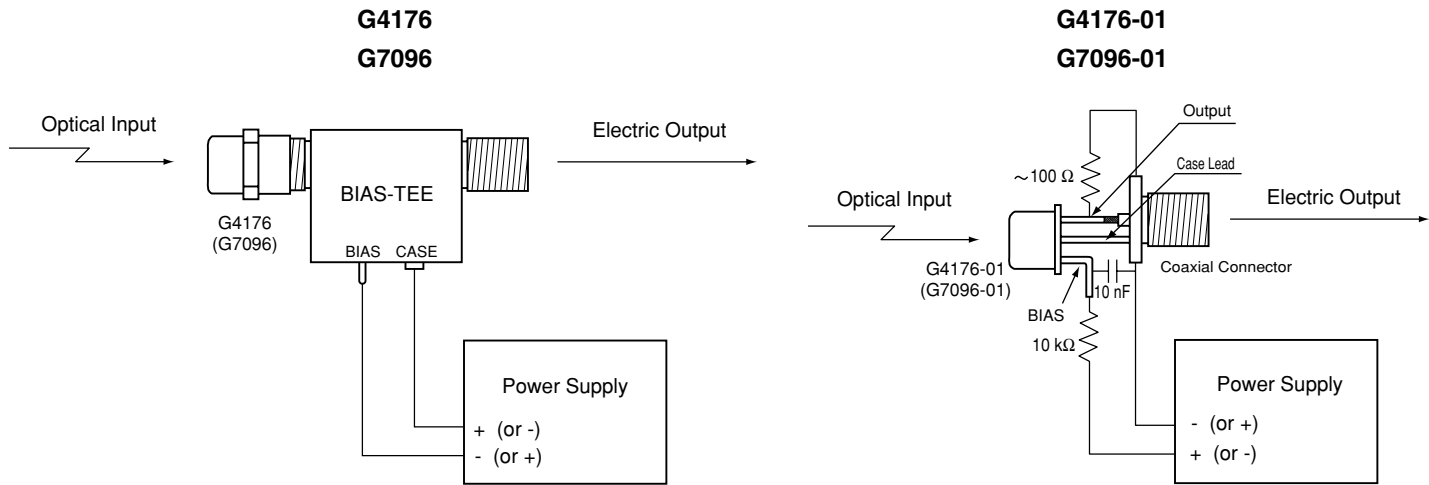


Figure 4: Spectral Response

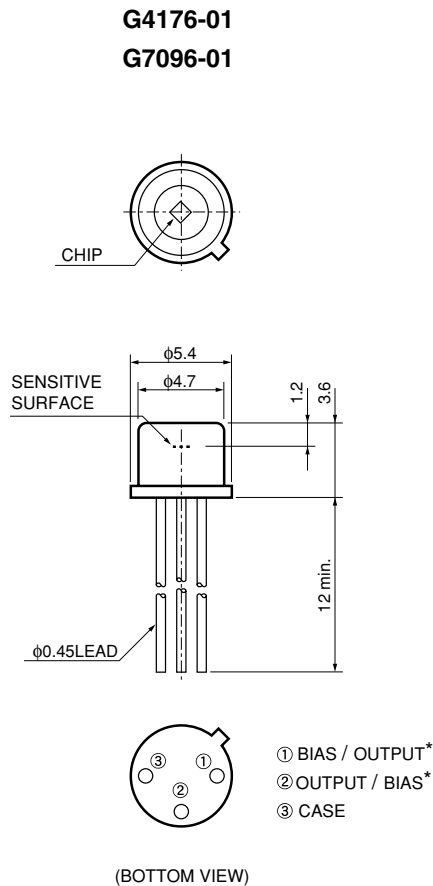
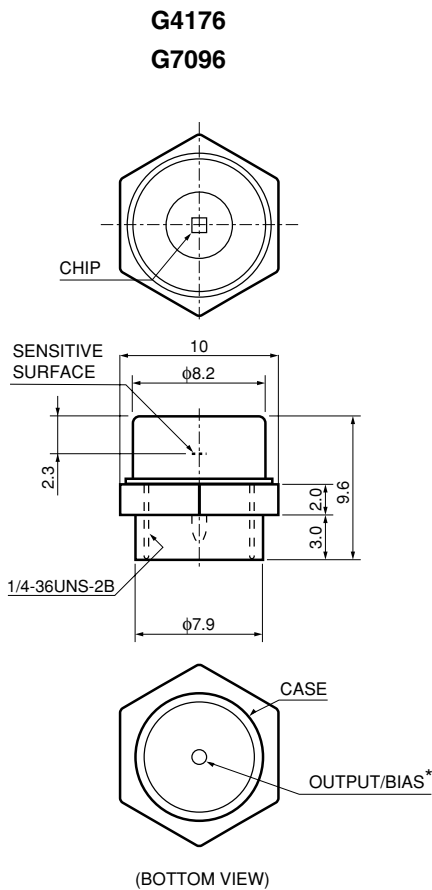


# ULTRAFAST MSM PHOTODETECTORS G4176 SERIES (GaAs) , G7096 SERIES (InGaAs)

## CONNECTION EXAMPLES



## DIMENSIONAL OUTLINES (Unit : mm)



\* Both polarities of the bias voltage are available.

**HAMAMATSU**

<http://www.hamamatsu.com>

HAMAMATSU PHOTONICS K.K., Laser Group, Sales Dept.

5000, Hirakuchi, Hamakita City, Shizuoka, 434-8601, Japan, Telephone: (81)53-584-0227, Fax: (81)53-584-0228, E-mail: laser-g@lsr.hpk.co.jp

U.S.A.: Hamamatsu Corporation: 360 Foothill Road, P.O. BOX 6910, Bridgewater, N.J. 08807-0910, U.S.A. Telephone: (1)908-231-0960, Fax: (1)908-231-1218 E-mail: usa@hamamatsu.com

Germany: Hamamatsu Photonics Deutschland GmbH: Arzbergerstr. 10, D-82211 Herrsching am Ammersee, Germany, Telephone: (49)8152-375-0, Fax: (49)8152-2658, E-mail: info@hamamatsu.de

France: Hamamatsu Photonics France S.A.R.L.: 8, Rue du Saule Trapu, Parc du Moulin de Massy, 91882 Massy Cedex, France, Telephone: 33(1) 69 53 71 00, Fax: 33(1) 69 53 71 10, E-mail: info@hamamatsu.fr

United Kingdom: Hamamatsu Photonics UK Limited: 2 Howard Court, 10 Tewin Road, Welwyn Garden City, Hertfordshire AL7 1BW, United Kingdom, Telephone: (44)1707-294888, Fax: (44)1707-325777, E-mail: info@hamamatsu.co.uk

North Europe: Hamamatsu Photonics Norden AB: Smidesv gen 12, SE-171-41 Solna, Sweden, Telephone: (46)8-509-031-00, Fax: (46)8-509-031-01, E-mail: info@hamamatsu.se

Italy: Hamamatsu Photonics Italia S.R.L.: Strada della Moia, 1/E, 20020 Arese, (Milano), Italv, Telephone: (39)02-935 81 733, Fax: (39)02-935 81 741, E-mail: info@hamamatsu.it

Cat. No. LPRD1022E01