

SOT223 PNP SILICON PLANAR MEDIUM POWER HIGH GAIN TRANSISTOR

FZT795A

ISSUE 3 - OCTOBER 1995

FEATURES

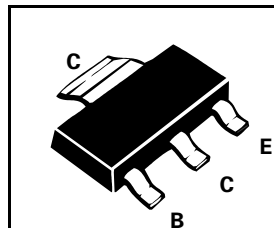
- * 140 Volt V_{CEO}
- * Gain of 250 at $I_C=0.2$ Amps and very low $V_{CE(sat)}$

APPLICATIONS

- * Battery powered circuits

COMPLEMENTARY TYPE – FZT694B

PARTMARKING DETAIL – FZT795A



ABSOLUTE MAXIMUM RATINGS.

PARAMETER	SYMBOL	VALUE	UNIT
Collector-Base Voltage	V_{CBO}	-140	V
Collector-Emitter Voltage	V_{CEO}	-140	V
Emitter-Base Voltage	V_{EBO}	-5	V
Peak Pulse Current	I_{CM}	-1	A
Continuous Collector Current	I_C	-500	mA
Power Dissipation at $T_{amb}=25^\circ\text{C}$	P_{tot}	2	W
Operating and Storage Temperature Range	T_j, T_{stg}	-55 to +150	$^\circ\text{C}$

ELECTRICAL CHARACTERISTICS (at $T_{amb} = 25^\circ\text{C}$)

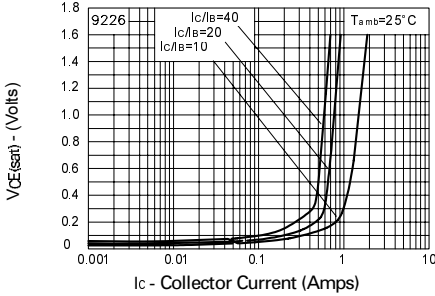
PARAMETER	SYMBOL	MIN.	TYP.	MAX.	UNIT	CONDITIONS.
Breakdown Voltages	$V_{(BR)CBO}$	-140			V	$I_C=-100\mu\text{A}$
	$V_{(BR)CEO}$	-140			V	$I_C=-10\text{mA}^*$
	$V_{(BR)EBO}$	-5			V	$I_E=-100\mu\text{A}$
Cut-Off Currents	I_{CBO}			-0.1	μA	$V_{CB}=-100\text{V}$
	I_{EBO}			-0.1	μA	$V_{EB}=-4\text{V}$
Collector-Emitter Saturation Voltage	$V_{CE(sat)}$			-0.3 -0.3 -0.25	V V V	$I_C=-100\text{mA}, I_B=-1\text{mA}^*$ $I_C=-200\text{mA}, I_B=-5\text{mA}^*$ $I_C=-500\text{mA}, I_B=-50\text{mA}^*$
Base-Emitter Saturation Voltage	$V_{BE(sat)}$			-0.95	V	$I_C=-500\text{mA}, I_B=-50\text{mA}^*$
Base-Emitter Turn-On Voltage	$V_{BE(on)}$		-0.75		V	$I_C=-500\text{mA}, V_{CE}=-2\text{V}^*$
Static Forward Current Transfer Ratio	h_{FE}	300 250 100		800		$I_C=-10\text{mA}, V_{CE}=-2\text{V}^*$ $I_C=-200\text{mA}, V_{CE}=-2\text{V}^*$ $I_C=-300\text{mA}, V_{CE}=-2\text{V}^*$
Transition Frequency	f_T	100			MHz	$I_C=-50\text{mA}, V_{CE}=-5\text{V}$ $f=50\text{MHz}$
Input Capacitance	C_{ibo}		225		pF	$V_{EB}=-0.5\text{V}, f=1\text{MHz}$
Output Capacitance	C_{obo}		15		pF	$V_{CB}=-10\text{V}, f=1\text{MHz}$
Switching Times	t_{on}		100		ns	$I_C=-100\text{mA}, I_{B1}=-10\text{mA}$
	t_{off}		1900		ns	$I_{B2}=-10\text{mA}, V_{CC}=-50\text{V}$

*Measured under pulsed conditions. Pulse width=300 μs . Duty cycle $\leq 2\%$

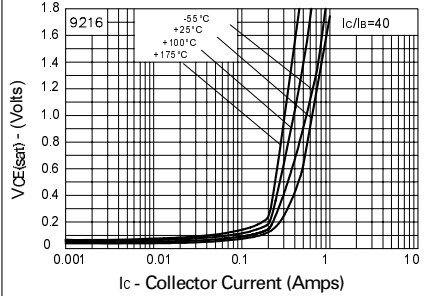
Spice parameter data is available upon request for this device

FZT795A

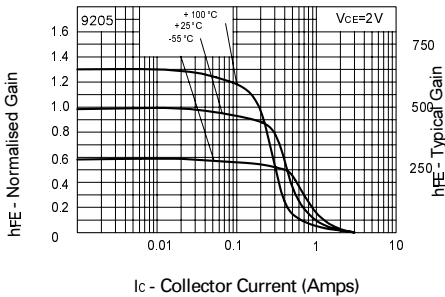
TYPICAL CHARACTERISTICS



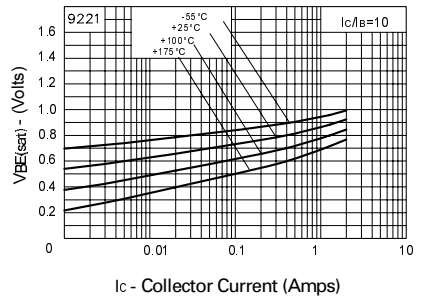
VCE(sat) v IC



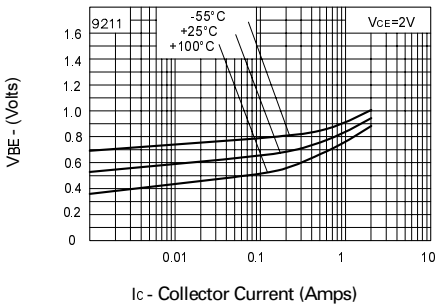
VCE(sat) v IC



hFE v IC



VBE(sat) v IC



VBE(on) v IC

