



SANYO Semiconductors

DATA SHEET

An ON Semiconductor Company

2SA1179N/2SC2812N — PNP / NPN Epitaxial Planar Silicon Transistor — Low-Frequency General-Purpose Amp Applications

Features

- Miniature package facilitates miniaturization in end products
- High breakdown voltage

Specifications () : 2SA1179N

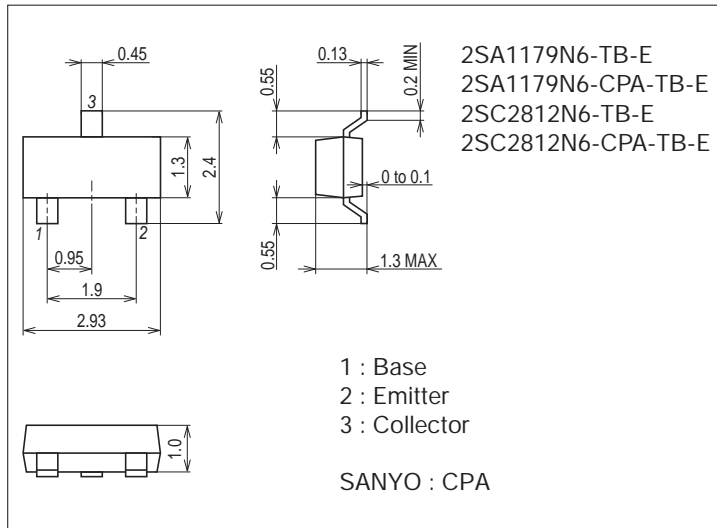
Absolute Maximum Ratings at Ta=25°C

Parameter	Symbol	Conditions	Ratings	Unit
Collector-to-Base Voltage	VCBO		(-)55	V
Collector-to-Emitter Voltage	VCEO		(-)50	V
Emitter-to-Base Voltage	VEBO		(-)5	V
Collector Current	IC		(-)150	mA
Collector Current (Pulse)	ICP		(-)300	mA
Base Current	IB		(-)30	mA
Collector Dissipation	PC		200	mW
Junction Temperature	Tj		150	°C
Storage Temperature	Tstg		-55 to +150	°C

Package Dimensions

unit : mm (typ)

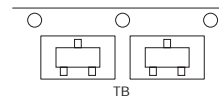
7053-001



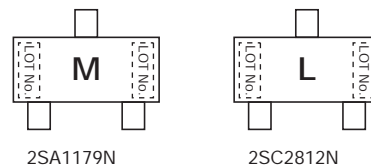
Product & Package Information

- Package : CPA
- JEITA, JEDEC : SC-59, TO-236, SOT-23, TO-236AB
- Minimum Packing Quantity : 3,000 pcs./reel

Packing Type: TB



Marking



2SA1179N/2SC2812N

Electrical Characteristics at Ta=25°C

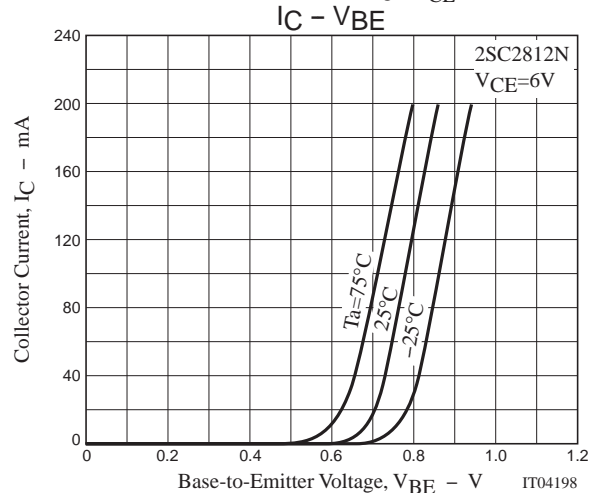
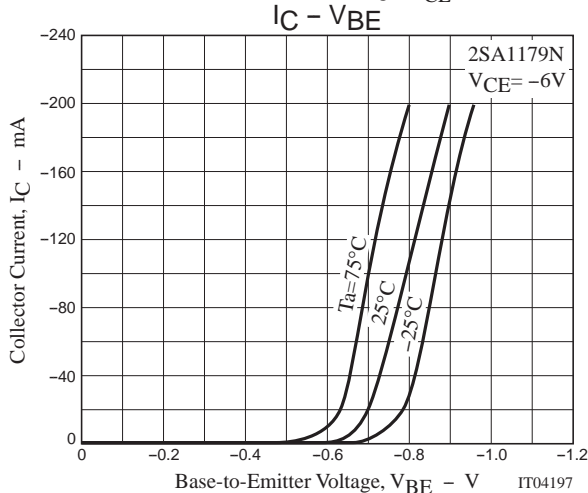
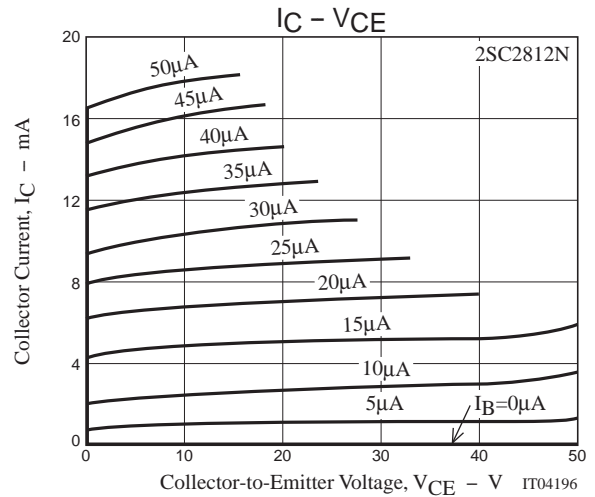
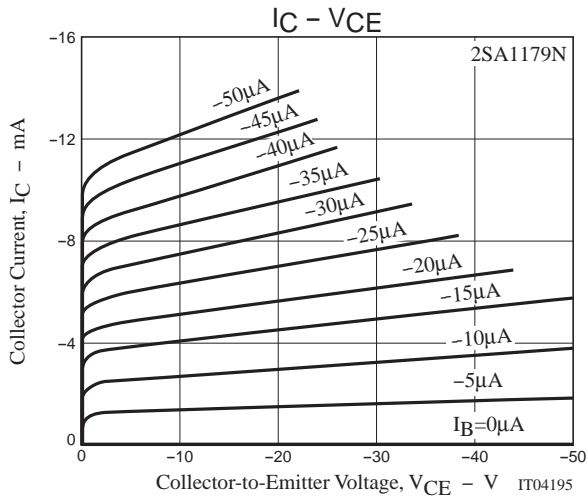
Parameter	Symbol	Conditions	Ratings			Unit
			min	typ	max	
Collector Cutoff Current	I_{CBO}	$V_{CB}=(-)35V, I_E=0A$			(-)0.1	μA
Emitter Cutoff Current	I_{EBO}	$V_{EB}=(-)4V, I_C=0A$			(-)0.1	μA
DC Current Gain	h_{FE}	$V_{CE}=(-)6V, I_C=(-)1mA$	200		400	
Gain-Bandwidth Product	f_T	2SC2812N : $V_{CE}=6V, I_C=1mA$		100		MHz
		2SA1179N : $V_{CE}=-6V, I_C=-10mA$		(180)		MHz
Output Capacitance	C_{ob}	$V_{CB}=(-)6V, f=1MHz$		(4.0)3.0		pF
Collector-to-Emitter Saturation Voltage	$V_{CE(sat)}$	$I_C=(-)50mA, I_B=(-)5mA$		(-0.15)0.1	(-)0.5	V
Base-to-Emitter Saturation Voltage	$V_{BE(sat)}$	$I_C=(-)50mA, I_B=(-)5mA$			(-)1.0	V
Collector-to-Base Breakdown Voltage	$V_{(BR)CBO}$	$I_C=(-)10\mu A, I_E=0A$	(-)55			V
Collector-to-Emitter Breakdown Voltage	$V_{(BR)CEO}$	$I_C=(-)1mA, R_{BE}=\infty$	(-)50			V
Emitter-to-Base Breakdown Voltage	$V_{(BR)EBO}$	$I_E=(-)10\mu A, I_C=0A$	(-)5			V

* : The 2SA1179N / 2SC2812N are classified by 1mA h_{FE} as follows :

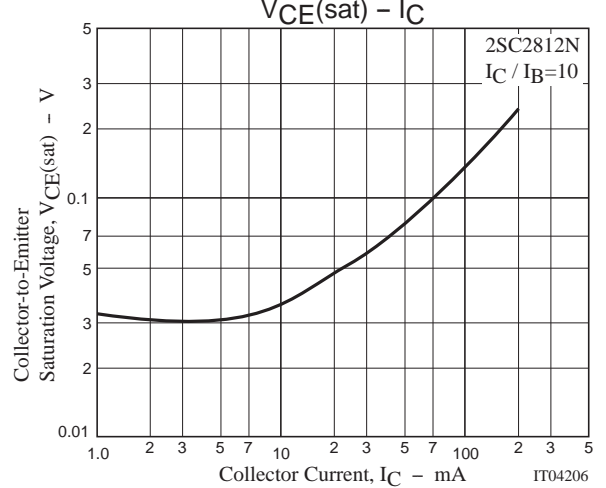
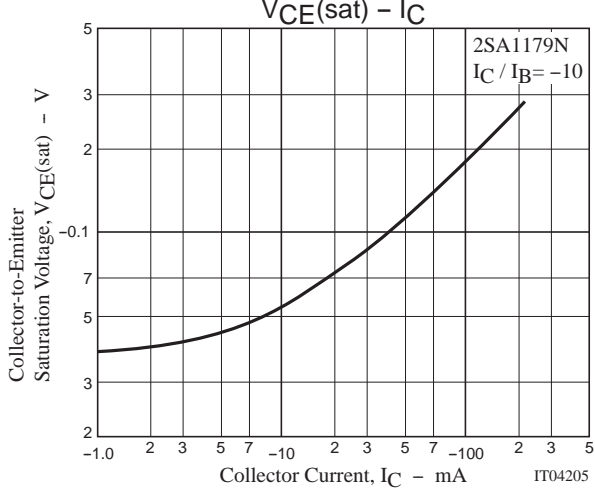
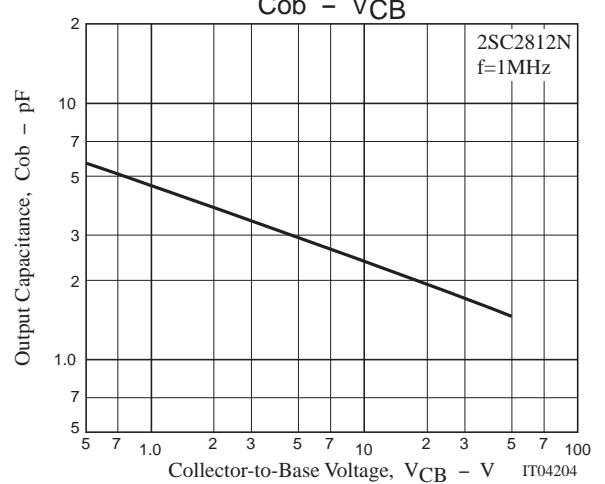
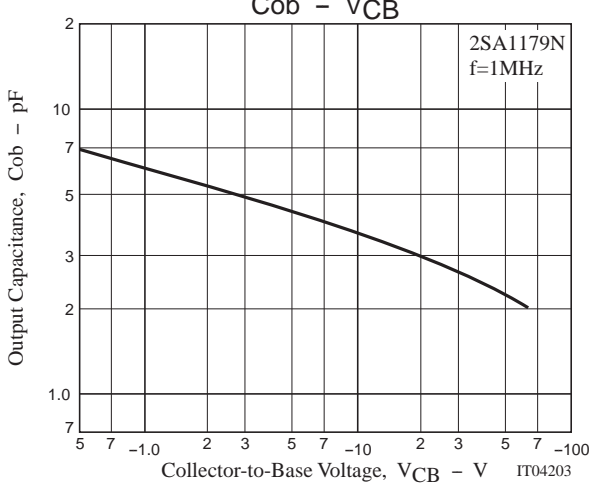
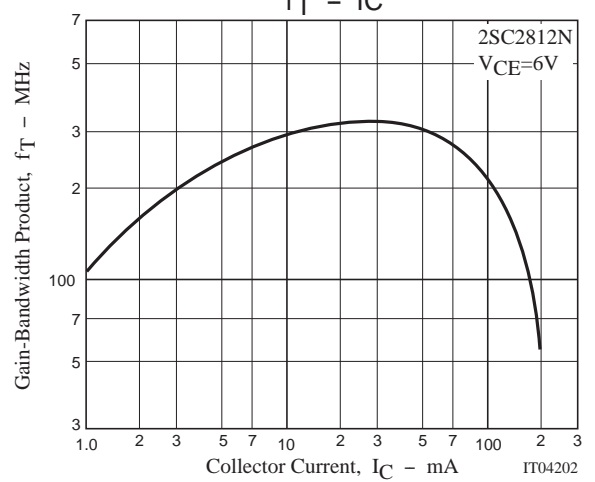
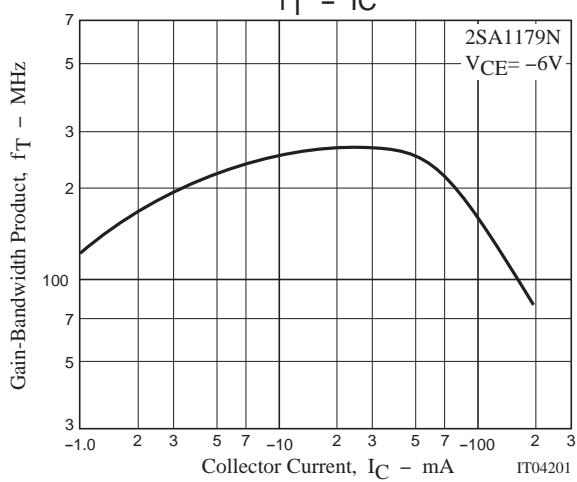
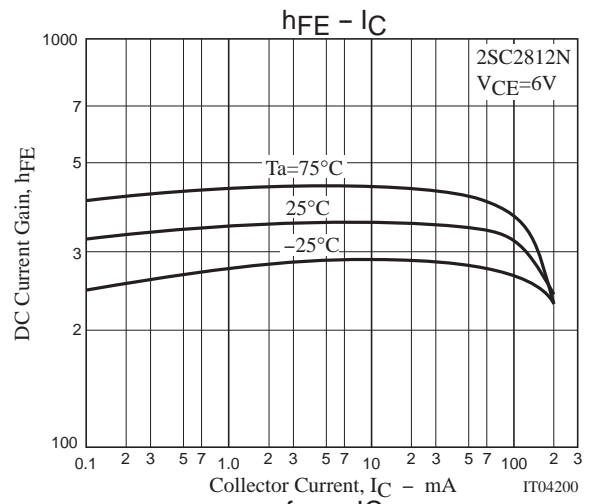
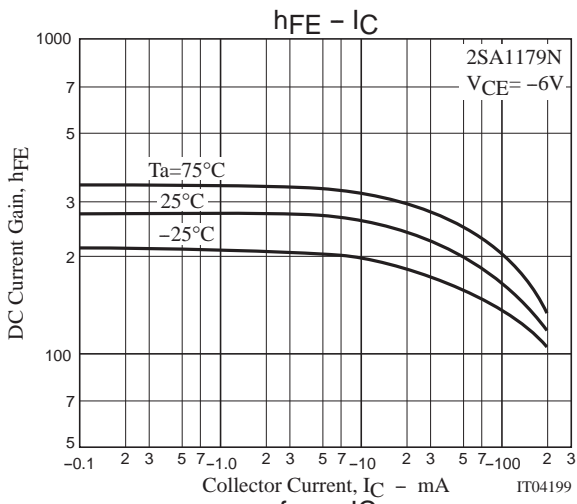
Rank	6
h_{FE}	200 to 400

Ordering Information

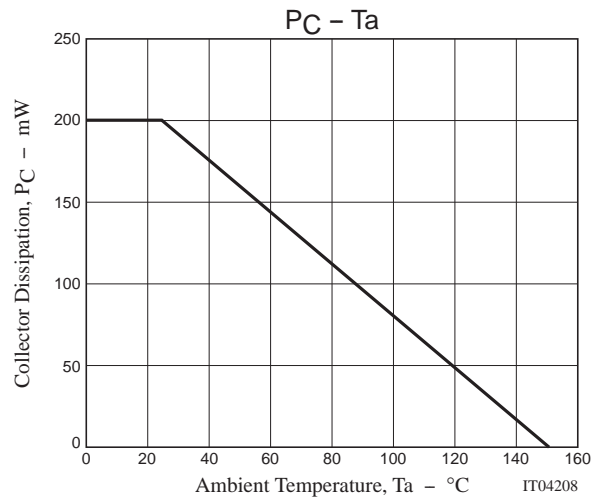
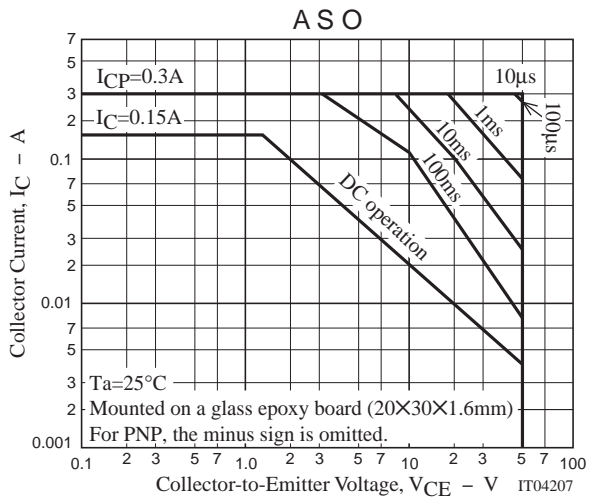
Device	Package	Shipping	memo
2SA1179N6-TB-E	CPA	3,000pcs./reel	Pb Free
2SA1179N6-CPA-TB-E	CPA	3,000pcs./reel	
2SC2812N6-TB-E	CPA	3,000pcs./reel	
2SC2812N6-CPA-TB-E	CPA	3,000pcs./reel	



2SA1179N/2SC2812N



2SA1179N/2SC2812N



2SA1179N/2SC2812N

Embossed Taping Specification

2SA1179N6-TB-E, 2SA1179N6-CPA-TB-E, 2SC2812N6-TB-E, 2SC2812N6-CPA-TB-E


1. Packing format

Storage package Outline name	Carriertape Typenumber	Maximum Number of Devices contained (PCS)			Packing format	
		Reel	Innerbox	Outerbox	Innerbox BOX (C-1)	Outerbox BOX (A-7)
CPA	CPA	3,000	15,000	90,000	5 reels contained Dimensions: mm (external) 183×72×185	6 innerboxes contained Dimensions: mm (external) 440×195×210

Packing method



Barcode label



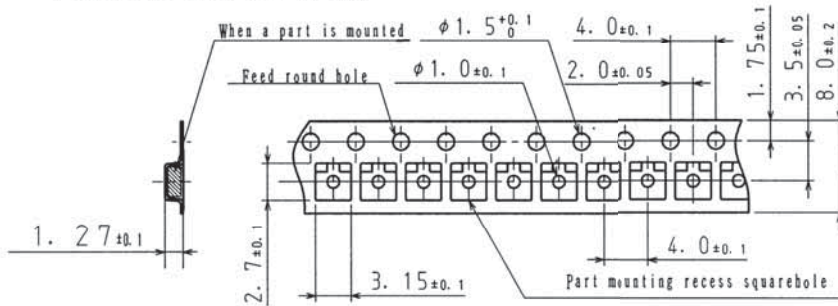
Shipping Label

It is a label at the time of factory shipments
The form of a label may change in physical
distribution process

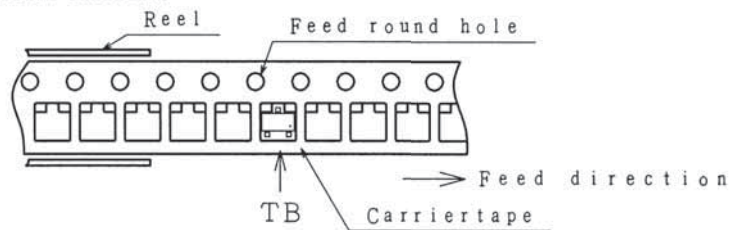


2. Taping structure

2-1. Carrier tape size (unit: mm)



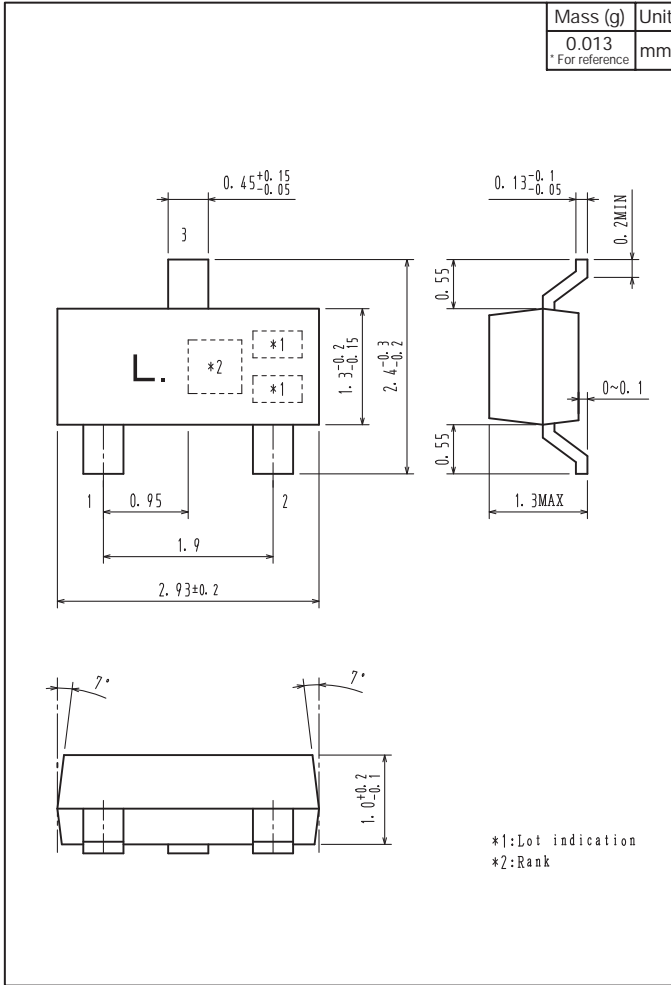
2-2. Parts placement direction



2SA1179N/2SC2812N

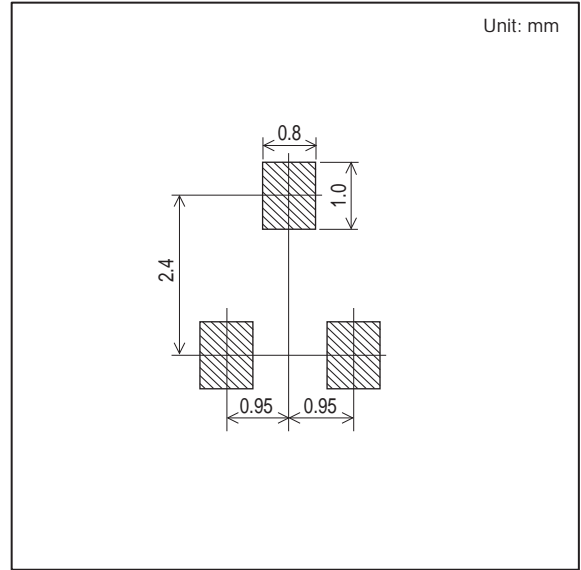
Outline Drawing

2SA1179N6-TB-E, 2SA1179N6-CPA-TB-E, 2SC2812N6-TB-E, 2SC2812N6-CPA-TB-E



Land Pattern Example

Unit: mm



- Any and all SANYO Semiconductor Co.,Ltd. products described or contained herein are, with regard to "standard application", intended for the use as general electronics equipment. The products mentioned herein shall not be intended for use for any "special application" (medical equipment whose purpose is to sustain life, aerospace instrument, nuclear control device, burning appliances, transportation machine, traffic signal system, safety equipment etc.) that shall require extremely high level of reliability and can directly threaten human lives in case of failure or malfunction of the product or may cause harm to human bodies, nor shall they grant any guarantee thereof. If you should intend to use our products for new introduction or other application different from current conditions on the usage of automotive device, communication device, office equipment, industrial equipment etc. , please consult with us about usage condition (temperature, operation time etc.) prior to the intended use. If there is no consultation or inquiry before the intended use, our customer shall be solely responsible for the use.
- Specifications of any and all SANYO Semiconductor Co.,Ltd. products described or contained herein stipulate the performance, characteristics, and functions of the described products in the independent state, and are not guarantees of the performance, characteristics, and functions of the described products as mounted in the customer's products or equipment. To verify symptoms and states that cannot be evaluated in an independent device, the customer should always evaluate and test devices mounted in the customer's products or equipment.
- SANYO Semiconductor Co.,Ltd. assumes no responsibility for equipment failures that result from using products at values that exceed, even momentarily, rated values (such as maximum ratings, operating condition ranges, or other parameters) listed in products specifications of any and all SANYO Semiconductor Co.,Ltd. products described or contained herein.
- Regarding monolithic semiconductors, if you should intend to use this IC continuously under high temperature, high current, high voltage, or drastic temperature change, even if it is used within the range of absolute maximum ratings or operating conditions, there is a possibility of decrease reliability. Please contact us for a confirmation.
- SANYO Semiconductor Co.,Ltd. strives to supply high-quality high-reliability products, however, any and all semiconductor products fail or malfunction with some probability. It is possible that these probabilistic failures or malfunction could give rise to accidents or events that could endanger human lives, trouble that could give rise to smoke or fire, or accidents that could cause damage to other property. When designing equipment, adopt safety measures so that these kinds of accidents or events cannot occur. Such measures include but are not limited to protective circuits and error prevention circuits for safe design, redundant design, and structural design.
- In the event that any or all SANYO Semiconductor Co.,Ltd. products described or contained herein are controlled under any of applicable local export control laws and regulations, such products may require the export license from the authorities concerned in accordance with the above law.
- No part of this publication may be reproduced or transmitted in any form or by any means, electronic or mechanical, including photocopying and recording, or any information storage or retrieval system, or otherwise, without the prior written consent of SANYO Semiconductor Co.,Ltd.
- Any and all information described or contained herein are subject to change without notice due to product/technology improvement, etc. When designing equipment, refer to the "Delivery Specification" for the SANYO Semiconductor Co.,Ltd. product that you intend to use.
- Upon using the technical information or products described herein, neither warranty nor license shall be granted with regard to intellectual property rights or any other rights of SANYO Semiconductor Co.,Ltd. or any third party. SANYO Semiconductor Co.,Ltd. shall not be liable for any claim or suits with regard to a third party's intellectual property rights which has resulted from the use of the technical information and products mentioned above.

This catalog provides information as of September, 2012. Specifications and information herein are subject to change without notice.