

EM-0711

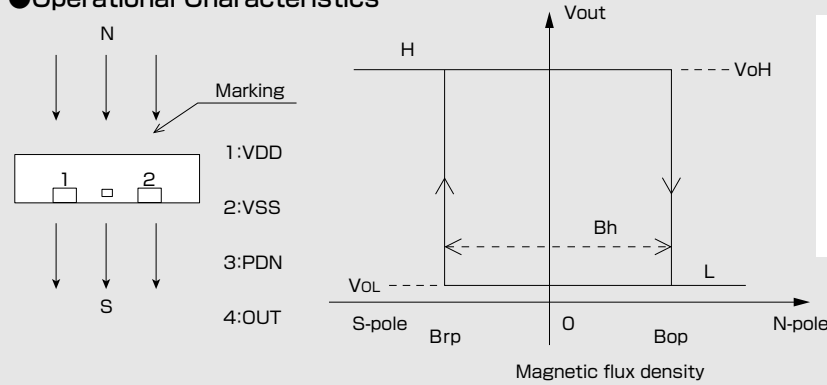
Shipped in packet-tape reel(5000pcs/Reel)

EM-0711 is ultra-small Hall effect ICs of a single silicon chip composed of Hall element and a signal processing IC.

Bipolar Hall Effect Latch	Supply Voltage 1.6~5.5V	Power down Function	Ultra High Sensitivity Bop:1.8mT	Output CMOS	SON
---------------------------	-------------------------	---------------------	----------------------------------	-------------	-----

Notice:It is requested to read and accept "IMPORTANT NOTICE" written on the back of the front cover of this catalogue.

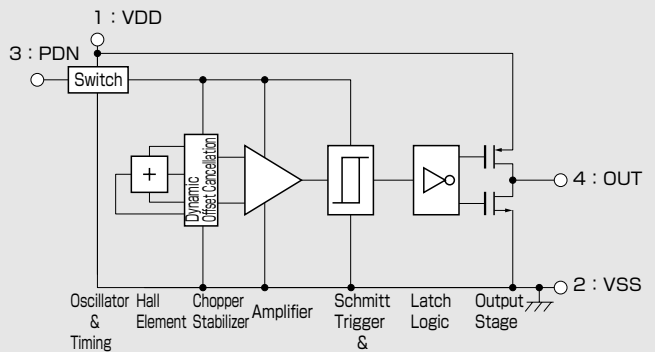
●Operational Characteristics



●Absolute Maximum Ratings (Ta=25°C)

Item	Symbol	Limit	Unit
Supply Voltage	VDD	-0.1 ~ 6.0	V
PDN input voltage	V _{in}	-0.1 ~ VDD+0.1	V
PDN input current	I _{in}	±10	mA
Output Current	I _{out}	±0.5	mA
Operating Temperature Range	Topr	-30 ~ +85	°C
Storage Temperature Range	Tstg	-40 ~ +125	°C

●Functional Block Diagram



●Magnetic ① and Electrical Characteristics (Ta=25°C VDD=3.0V)

Item	Symbol	Conditions	Min.	Typ.	Max.	Unit
Supply Voltage	VDD		1.6		5.5	V
Operating Point	B _{OP}			1.8	4.0	mT
Release Point	B _{RP}		-4.0	-1.8		mT
Hysteresis	B _H			3.6		mT
PDN input High voltage	V _{IH}		0.7VDD			V
PDN input Low voltage	V _{IL}				0.3	V
Output High Voltage	V _{OH}	I _o =-0.5mA	VDD-0.4			V
Output Low Voltage	V _{OL}	I _o =+0.5mA			0.4	V
Supply Current1*2	I _{DD1}	PDN=L			1	μA
Supply Current2*2	I _{DD2}	PDN=H,Average		2.5	6	mA
PDN input Current	I _{in}		-1		1	μA
PDN mode transition time1	T _{PD1}	Active→PDN			100	μsec
PDN mode transition time2	T _{PD2}	PDN→Active			100	μsec

●Magnetic Characteristics ② (Ta=-30~+85°C VDD=3.0V)

Item	Symbol	Conditions	Min.	Typ.	Max.	Unit
Operating Point	B _{OP}			1.8	4.2	mT
Release Point	B _{RP}		-4.2	-1.8		mT
Hysteresis	B _H			3.6		mT

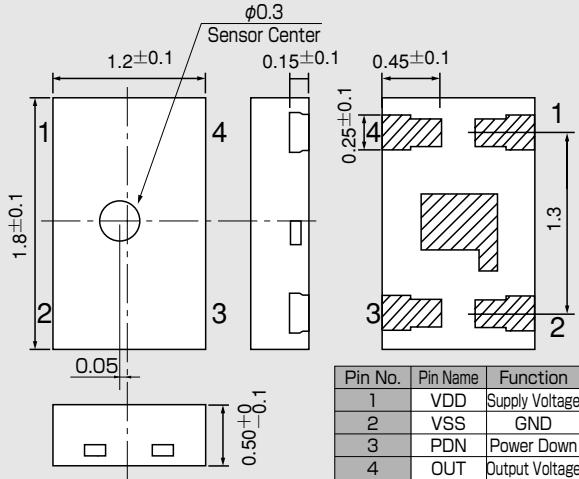
Note) The above specifications are design targets.

1 [mT]=10 [Gauss]

*1: Positive ("+") polarity flux is defined as the magnetic flux from south pole which is direct toward to the branded face of the sensor (Bop,Brp)
 *2: In case of PDN pin is held at VDD or VSS.

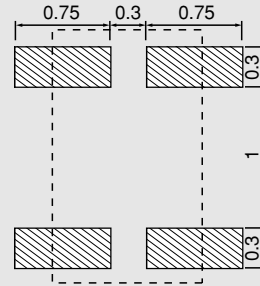
•Please be aware that our products are not intended for use in life support equipment, devices, or systems. Use of our products in such applications requires the advance written approval of our sales staff.
 Certain applications using semiconductor devices may involve potential risks of personal injury, property damage, or loss of life. In order to minimize these risks, adequate design and operating safeguards should be provided by the customer to minimize inherent or procedural hazards. Inclusion of our products in such applications is understood to be fully at the risk of the customer using our devices or systems.

●Package (Unit:mm)



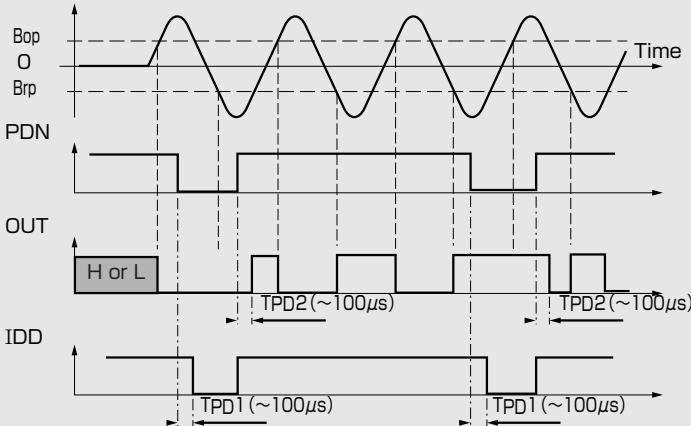
- ※Note1) The sensor center is located within the $\phi 0.3$ mm circle.
- Note2) The tolerances of dimensions with no mentions is ± 0.1 mm.
- Note3) Coplanarity: The differences between standoff of terminals are max. $50\mu\text{m}$.
- Note4) Shaded area is plating area

●(For reference only)Land Pattern (Unit:mm)



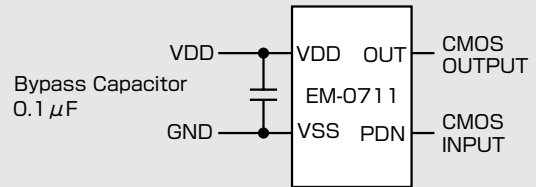
- Note5) The center shadow area of the bottom of HIC does not need to be soldered. This area shares the lead frame with VSS inside the package and please be careful not to short this area to pins except No.2.

●Function Timing Chart

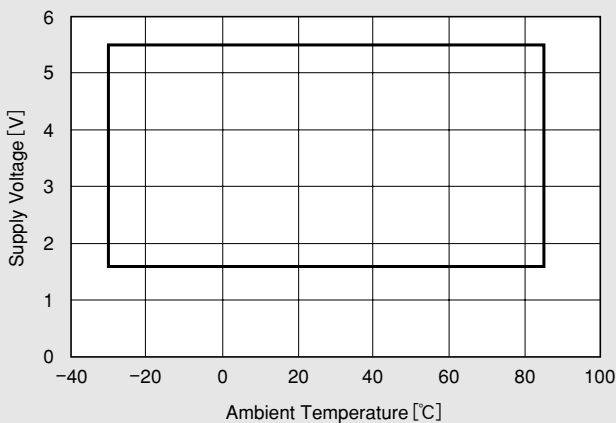


- Note1) In power down mode, Output is kept current status.
- Note2) When VDD is supplied, output settling time after power supply voltage exceeds 1.6V is equal to TPD2.

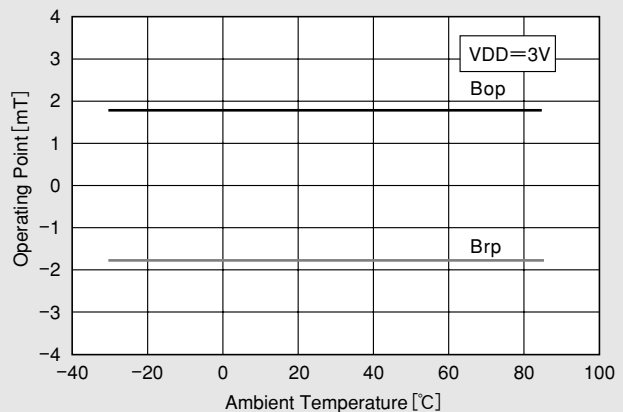
●Application Circuit



●Supply Voltage



●Temperature Dependence of Bop, Brp



IMPORTANT NOTICE

- These products and their specifications are subject to change without notice. When you consider any use or application of these products, please make inquiries the sales office of Asahi Kasei Microdevices Corporation (AKM) or authorized distributors as to current status of the products.
- Descriptions of external circuits, application circuits, software and other related information contained in this document are provided only to illustrate the operation and application examples of the semiconductor products. You are fully responsible for the incorporation of these external circuits, application circuits, software and other related information in the design of your equipments. AKM assumes no responsibility for any losses incurred by you or third parties arising from the use of these information herein. AKM assumes no liability for infringement of any patent, intellectual property, or other rights in the application or use of such information contained herein.
- Any export of these products, or devices or systems containing them, may require an export license or other official approval under the law and regulations of the country of export pertaining to customs and tariffs, currency exchange, or strategic materials.
- AKM products are neither intended nor authorized for use as critical components^{Note1)} in any safety, life support, or other hazard related device or system^{Note2)}, and AKM assumes no responsibility for such use, except for the use approved with the express written consent by Representative Director of AKM. As used here:
 - Note1) A critical component is one whose failure to function or perform may reasonably be expected to result, whether directly or indirectly, in the loss of the safety or effectiveness of the device or system containing it, and which must therefore meet very high standards of performance and reliability.
 - Note2) A hazard related device or system is one designed or intended for life support or maintenance of safety or for applications in medicine, aerospace, nuclear energy, or other fields, in which its failure to function or perform may reasonably be expected to result in loss of life or in significant injury or damage to person or property.
- It is the responsibility of the buyer or distributor of AKM products, who distributes, disposes of, or otherwise places the product with a third party, to notify such third party in advance of the above content and conditions, and the buyer or distributor agrees to assume any and all responsibility and liability for and hold AKM harmless from any and all claims arising from the use of said product in the absence of such notification.

June 2, 2010