


## E-Series I/Q Modulator 410 - 430 MHz



### Features

- High Carrier Suppression
- High 3I and 5I Suppression

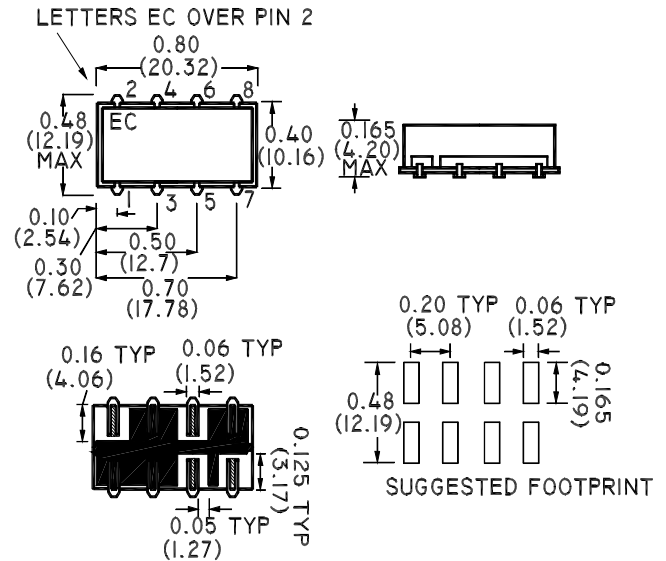


### Description

M/A-COM's EKIN2-420X is a passive surface mount I/Q Modulator. Ideally suited for Direct Modulation in PMR/TETRA applications.

### SM-92 Package

Note: Non Hermetic Package



### Electrical Specifications @25°C

Parameter	Units	Typical	Minimum	Maximum
Frequency Range				
(LO) Carrier	410 - 430	MHz	—	—
I/Q	DC - 2	MHz	—	—
LO Carrier Suppression *		30	22	—
SSB Rejection *		35	30	—
Harmonic Suppression *				
3 x I/Q	dBc	45	35	—
5 x I/Q	dBc	55	45	—
Conversion Loss	dB	6.5	—	8.5
(LO) Carrier Power	dBm	+10 ± 1	—	—
I/Q Drive Level	dBm	-10.0	—	—

\* Note: When Q = -90 degrees relative to I: Lower sideband is suppressed. Related to wanted sideband power.

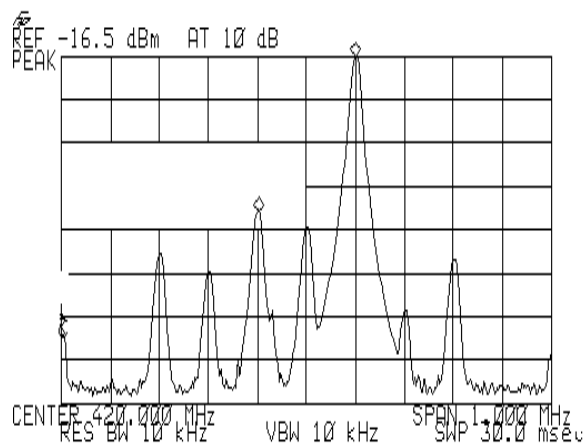
### Operating Characteristics

Impedance	50 Ohms Nominal
Parameter	Absolute Maximum
Operating Temperature	-10°C to +70°C
Storage Temperature	-55°C to +100°C
Pin Temperature (10 Sec)	260°C

### Functional Configuration

Function	Pin No.
LO	1
RF	8
I	5
Q	6
External 50 Ohms	—
Case Ground	2,3,4,7
Not Connected	—

### Typical Performance @ +25°C



V2.00 S 1407 B



M/A-COM Division of AMP Incorporated ■ North America: Tel. (800) 366-2266, Fax (800) 618-8883 ■ Asia/Pacific: Tel.+85 2 2111 8088, Fax +85 2 2111 8087 ■ Europe: Tel. +44 (1344) 869 595, Fax+44 (1344) 300 020

www.macom.com

AMP and Connecting at a Higher Level are trademarks.  
 Specifications subject to change without notice.

