


E-Series I/Q Modulator 149.95 MHz

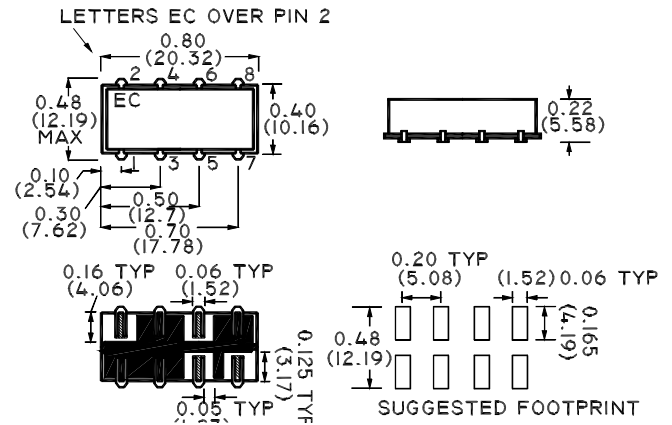


Features

- High Carrier Suppression
- High 3I and 5I Suppression



SM-28 Package



Description

M/A-COM's EKIN2-150H is a passive, high performance surface mount Modulator. It is ideally suited for IF Modulation in Cellular Base Stations. Typical system applications include GSM, DCS1800, W-CDMA and PCS.

Electrical Specifications @25°C

Parameter	Units	Typical	Minimum	Maximum
Frequency Range (LO) Carrier	MHz	—	—	—
I/Q	MHz	—	—	—
(LO) Carrier Suppression *	dBc	35.0	30.0	—
SSB Rejection *	dBc	40.0	30.0	—
Harmonic Suppression *				
3 x I/Q	dBc	52.0	45.0	—
5 x I/Q	dBc	62.0	55.0	—
Conversion Loss	dB	5.0	—	6.5
(LO) Carrier Power	dBm	+17.0 ±2.0	—	—
I/Q Drive Level	—	-8.0	—	—
Conversion Loss Roll Off	dB	Less Than 0.2	—	—
L.O. Carrier Feedthrough	dB	—	—	-40.0

* Note: When Q = +90 degrees relative to I; Lower sideband is suppressed. Related to wanted sideband power.

Please note that the photograph above indicates package only, not actual unit.

V2.00 S 0912 D

Absolute Maximum Ratings

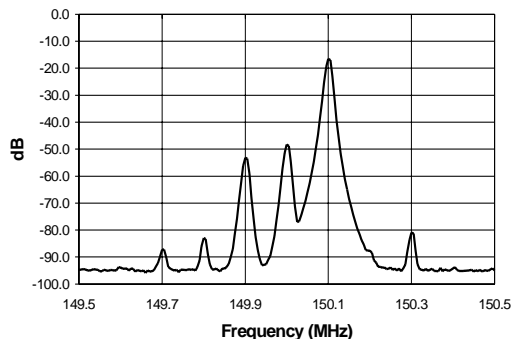
Parameter	Absolute Maximum
Operating Temperature	-10°C to +70°C
Storage Temperature	-55°C to +100°C
Pin Temperature (10 Sec)	260°C

Functional Configuration

Function	Pin No.
LO	1
RF	8
I	5
Q	6
External 50 Ohms	—
Case Ground	2,3,4,7
Not Connected	—

Typical Performance @ +25°C

Harmonic Suppression



V2.00 S 0912 D



M/A-COM Division of AMP Incorporated ■ North America: Tel. (800) 366-2266, Fax (800) 618-8883 ■ Asia/Pacific: Tel.+85 2 2111 8088, Fax +85 2 2111 8087 ■ Europe: Tel. +44 (1344) 869 595, Fax+44 (1344) 300 020

www.macom.com

AMP and Connecting at a Higher Level are trademarks.
Specifications subject to change without notice.

