



Micro Commercial Components  
 21201 Itasca Street Chatsworth  
 CA 91311  
 Phone: (818) 701-4933  
 Fax: (818) 701-4939

# EGL34A THRU EGL34M

## Features

- High Current Capability
- Extremely Low Thermal Resistance
- For Surface Mount Application
- Higher Temp Soldering: 250°C for 10 Seconds At Terminals
- Minimelf Package

## Maximum Ratings

- Operating Temperature: -55°C to +150°C
- Storage Temperature: -55°C to +150°C
- Maximum Thermal Resistance: 5°C/W Junction to Lead

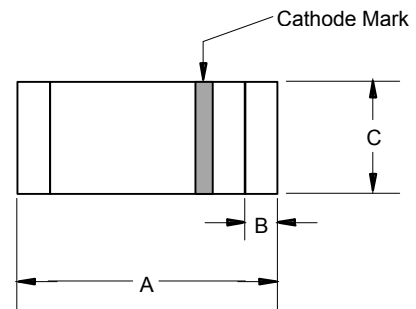
MCC Catalog Number	Device Marking	Maximum Recurrent Peak Reverse Voltage	Maximum RMS Voltage	Maximum DC Blocking Voltage
EGL34A	----	50V	35V	50V
EGL34B	----	100V	70V	100V
EGL34D	----	200V	140V	200V
EGL34G	----	400V	280V	400V
EGL34J	----	600V	420V	600V
EGL34K	----	800V	560V	800V
EGL34M	----	1000V	700V	1000V

## Electrical Characteristics @ 25°C Unless Otherwise Specified

Average Forward Current	$I_{F(AV)}$	0.5A	$T_J=75^\circ\text{C}$
Peak Forward Surge Current	$I_{FSM}$	10.0A	8.3ms half sine
Maximum Instantaneous Forward Voltage EGL34A-D EGL34G EGL34J-M	$V_F$	1.25 1.35 1.50	$I_{FM}=0.5A$ $T_A=25^\circ\text{C}$
Maximum DC Reverse Current At Rated DC Blocking Voltage	$I_R$	5.0uA 50uA	$T_J=25^\circ\text{C}$ $T_J=125^\circ\text{C}$
Typical Junction Capacitance	$C_J$	7.0pF	Measured at 1.0MHz, $V_R=4.0V$
Maximum Reverse Recovery Time EGL34A-G EGL34J-M	$T_{rr}$	50ns 75ns	$I_F=0.5A, I_R=1.0A,$ $I_{rr}=0.25A$

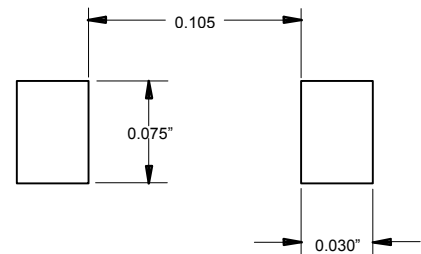
## 0.5 Amp Super Fast Recovery Rectifier 50 to 1000 Volts

### MINIMELF

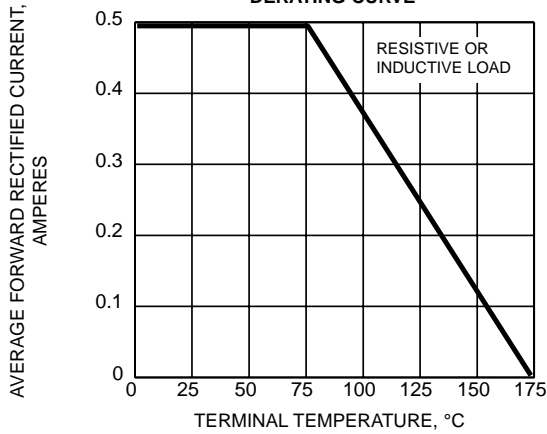


DIM	DIMENSION				NOTE
	INCHES		MM		
	MIN	MAX	MIN	MAX	
A	.134	.142	3.40	3.60	
B	.008	.016	0.20	0.40	
C	.055	.059	1.40	1.50	

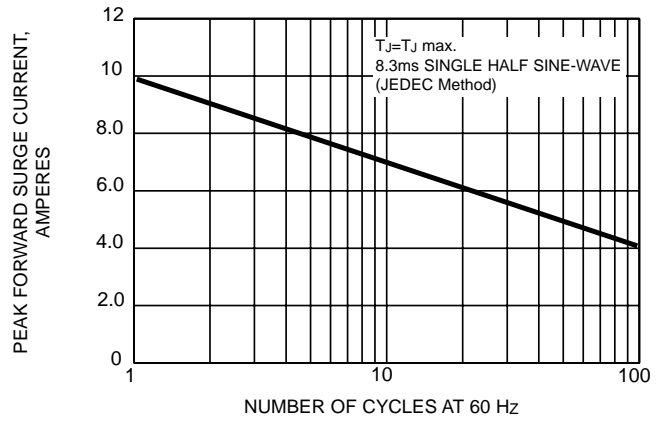
### SUGGESTED SOLDER PAD LAYOUT



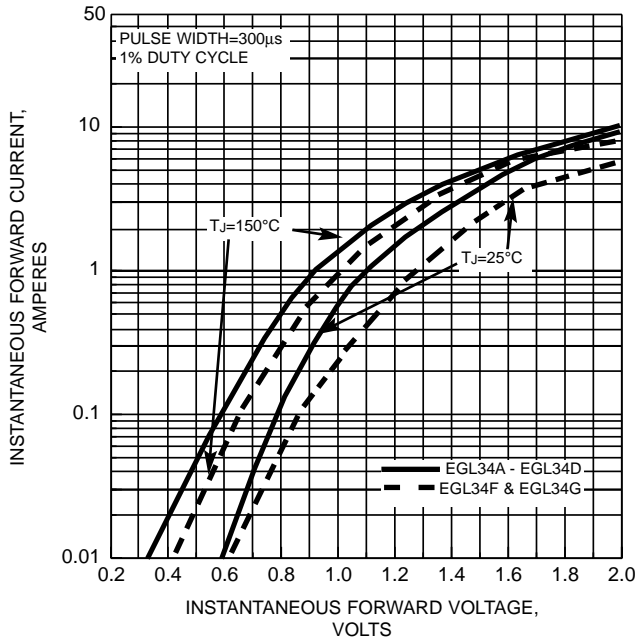
**FIG. 1 - FORWARD CURRENT DERATING CURVE**



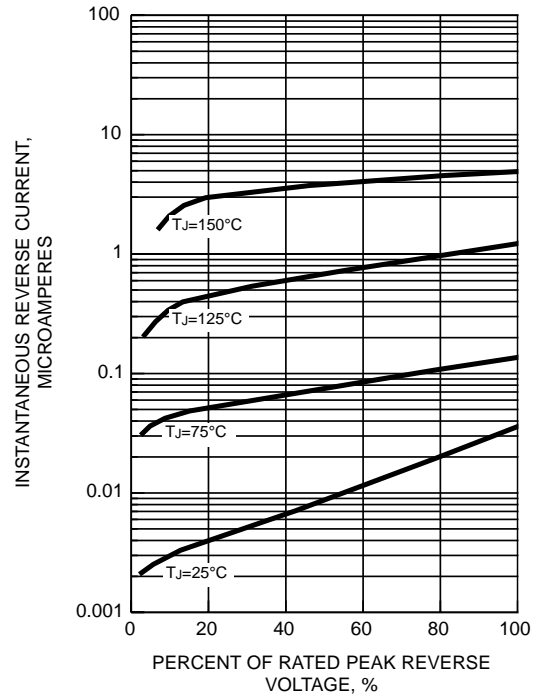
**FIG. 2 - MAXIMUM NON-REPETITIVE PEAK FORWARD SURGE CURRENT**



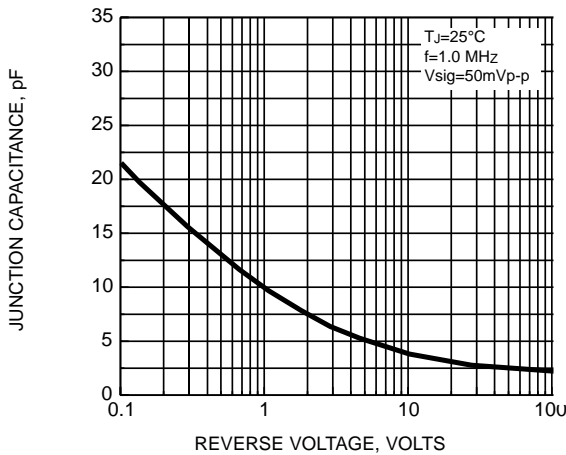
**FIG. 3 - TYPICAL INSTANTANEOUS FORWARD CHARACTERISTICS**



**FIG. 4 - TYPICAL REVERSE CHARACTERISTICS**



**FIG. 5 - TYPICAL JUNCTION CAPACITANCE**



**FIG. 6 - TYPICAL TRANSIENT THERMAL IMPEDANCE**

