



0.5mm Contact Spacing, ZIF Type Board To FPC Connectors Slide SMT Type

EFC-PT24 SERIES (SU/SD/S)

■ FEATURES

- 0.5mm contact spacing
- No. of contacts: 4~60 pin
- Connector Heights: 2.0 mm
- Accommodated FFC / FPC Thickness: 0.30mm
- Available in tube or embossed type for automatic mounting

■ SPECIFICATIONS

1.ELECTRICAL

- Voltage rating: 50V (per contact)
- Current rating: 0.5A (per contact)
- Dielectric Withstanding Voltage: 250VAC RMS
- Contact resistance: 20mΩ max. (initial), 40mΩ max. (final)
- Insulation resistance: 100MΩ min.
- Operating Temp.: -40°C~+85°C
- Storage Temp.: -10°C~+50°C

2.MECHANICAL

- Durability: Mate & Unmate with applicability for 20 times, Contact resistance: 40mΩ max.
- Operating force (Slider): 0.05kgf*n (0.49N*n) max. (n: Pin)
- Cable holding force: 0.03kgf*n (0.294N*n) min. (n: Pin)
- Contact retention force: 0.1kgf (0.98N) min.

■ MATERIALS

1.MATERIAL

- Contacts: Copper Alloy
- Hold Down: Copper Alloy
- Insulator Housing: High Temp. Thermoplastic
- Slide: High Temp. Thermoplastic

2.PLATING

Contact:

- Nickel In All Area
- Tin over Nickel (RoHS Compliant)
- Au over Nickel (RoHS Compliant)

Hold Down:

- Tin over Nickel (RoHS Compliant)

■ PACKING

1.Packing method

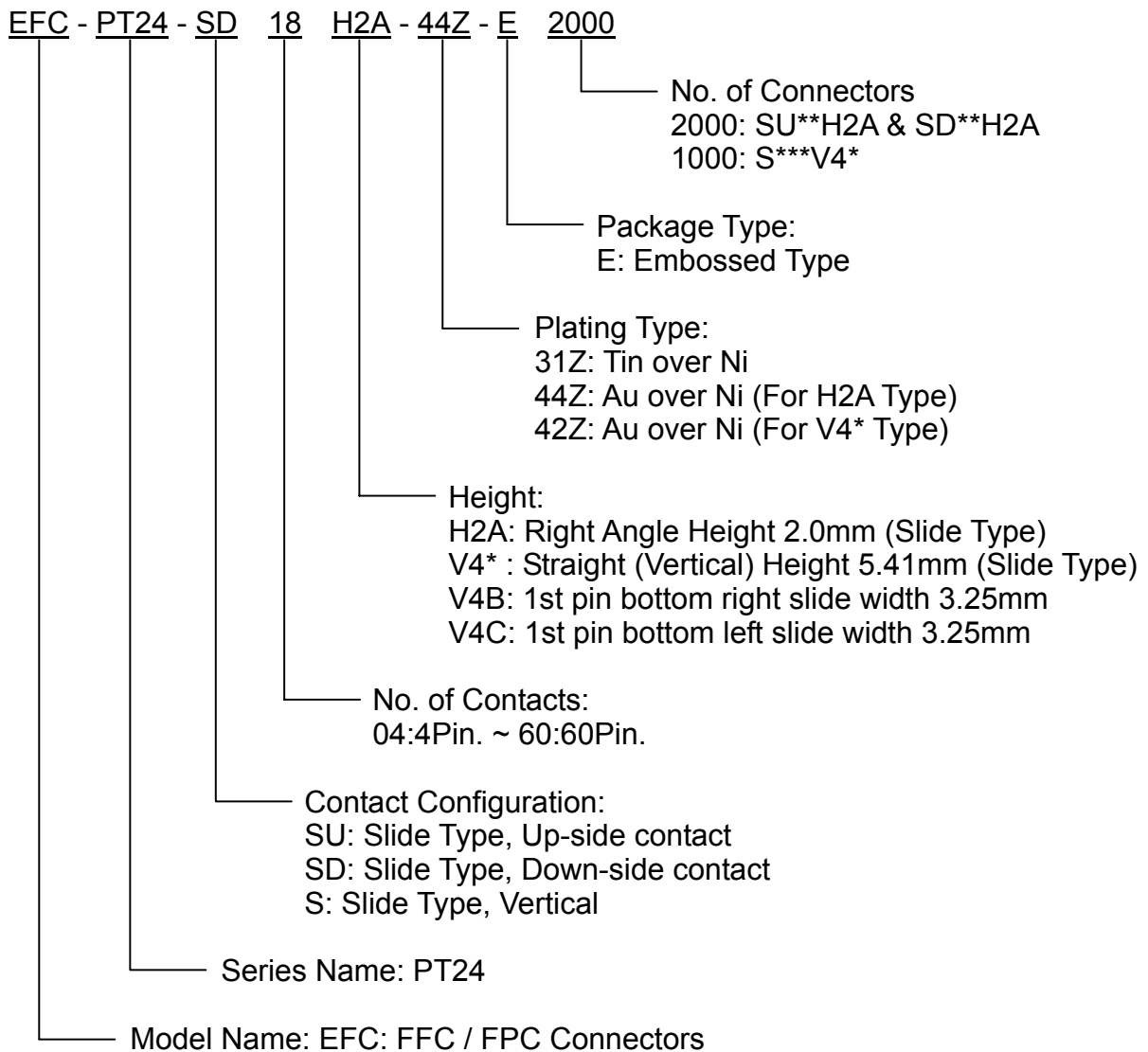
- All connector are packed in tube or reel method.

2.Information on label (stuck to each ploy bag, reel and box)

- | | | | |
|--------------|------------------|--------------|--------------|
| (1)Part NO. | (2)Section. | (3)Lot NO. | (4)Quantity. |
| (5)QC stamp. | (6)Reprocess NO. | (7)ECE mark. | |



■ PART NUMBERING SYSTEM



■ DIMENSIONS UNIT:mm

EFC-PT24-SU**H2A



EFC-PT24-SD**H2A



EFC-PT24-S**V4*



EFC-PT24-SU**H2A UNIT:mm

Connection Style: Right Angle Up Side Type

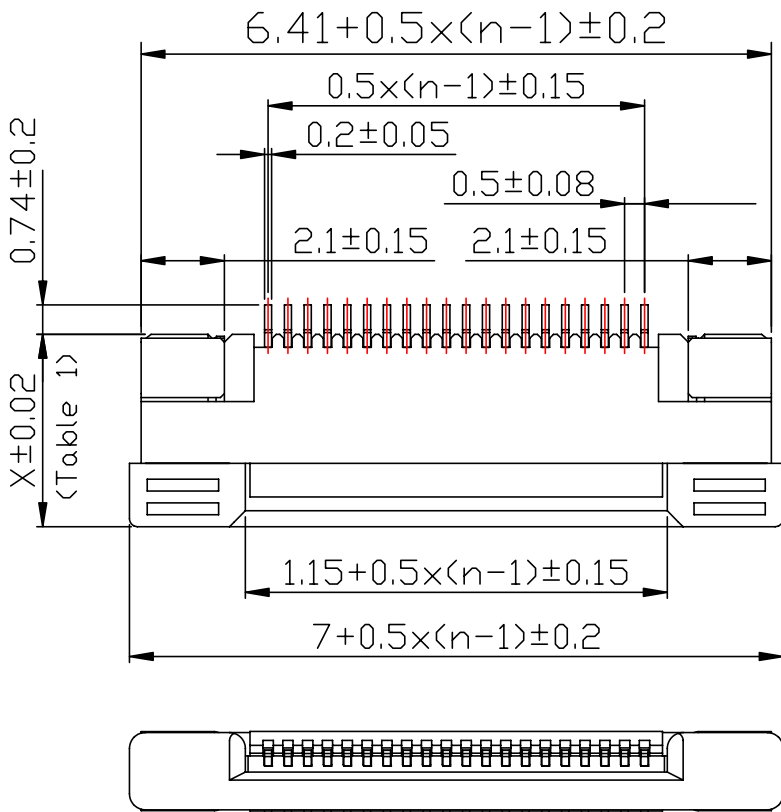
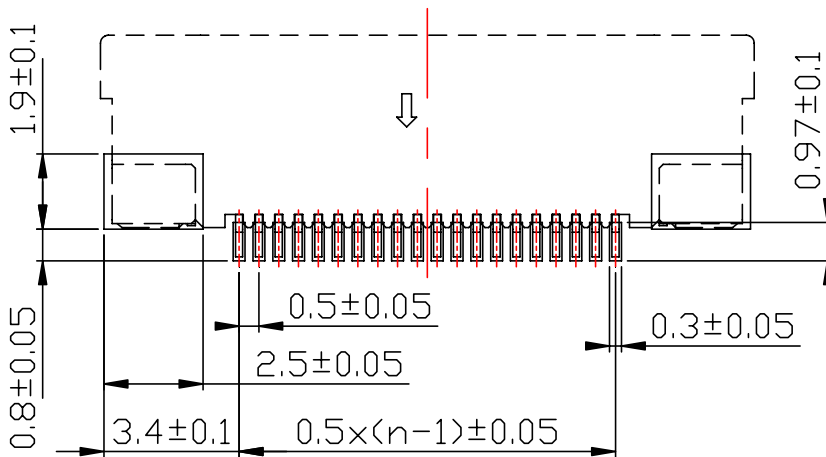


Table 1

POS.	Dim. X
4~50pin	4.86mm
51~60pin	5.36mm



PCB LAYOUT (REF.)

EFC-PT24-SD**H2A UNIT:mm
 Connection Style: Right Angle Down Side Type

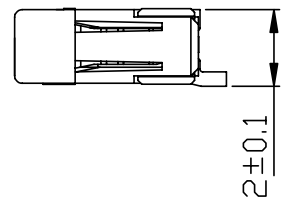
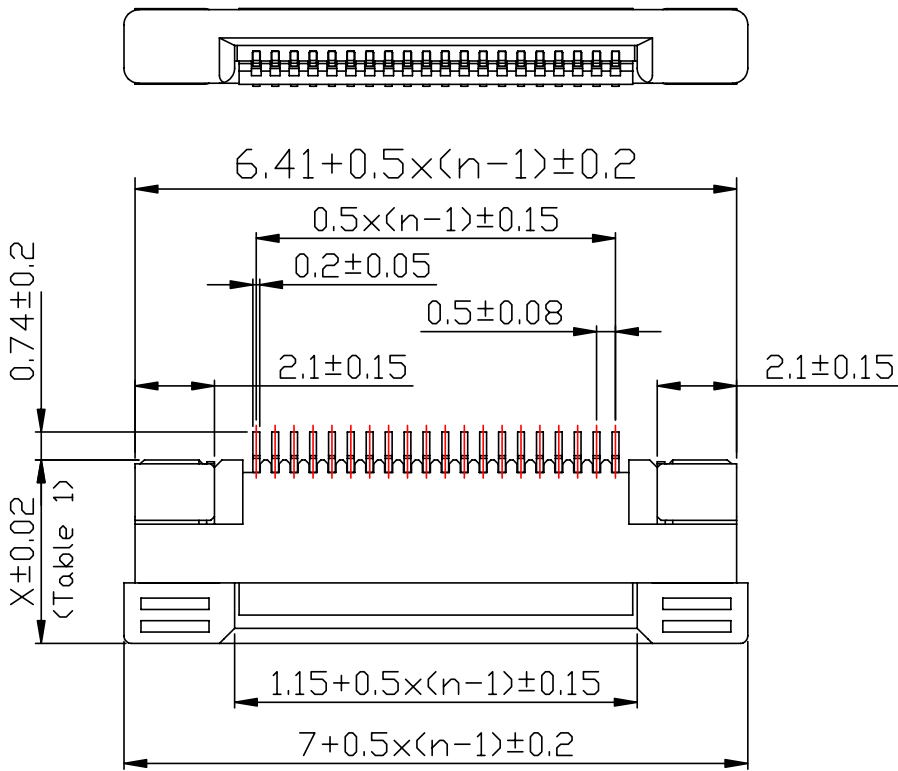
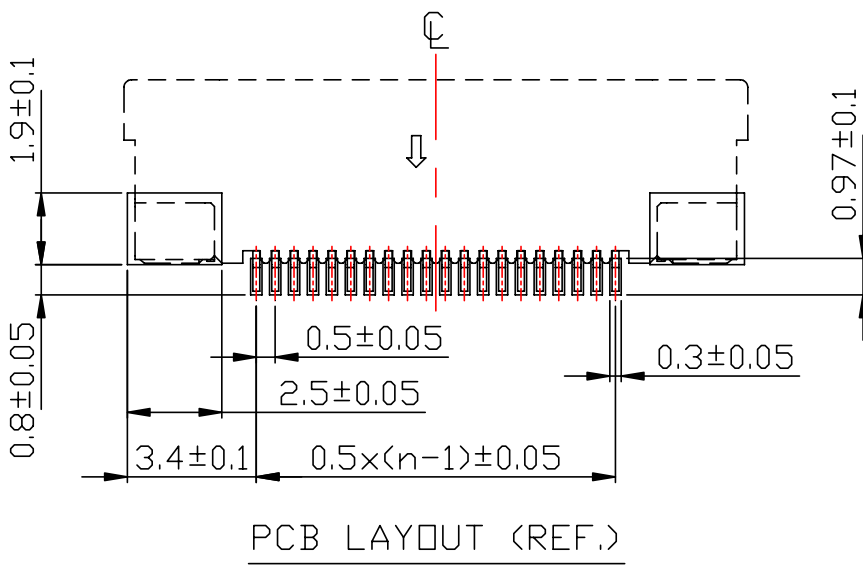
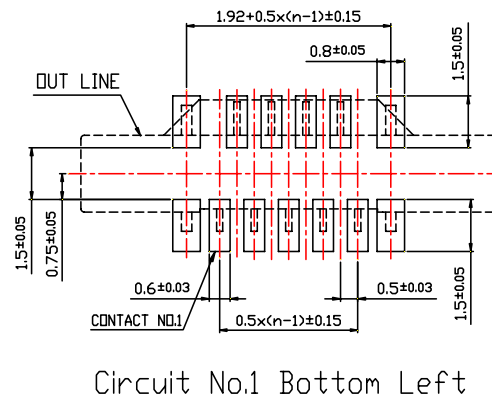
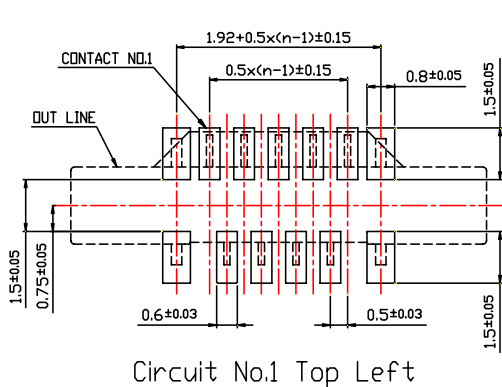
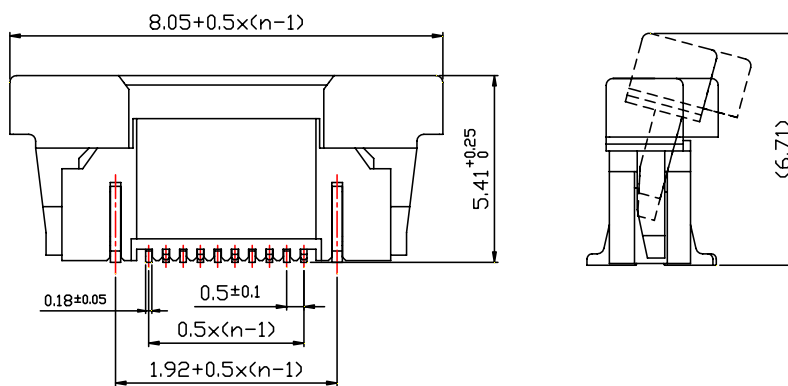
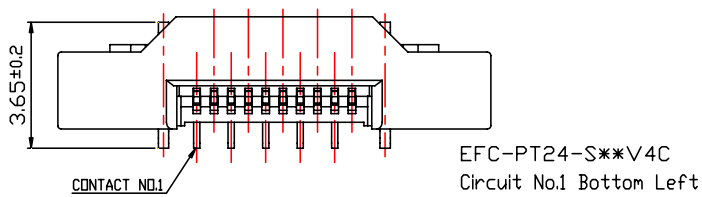
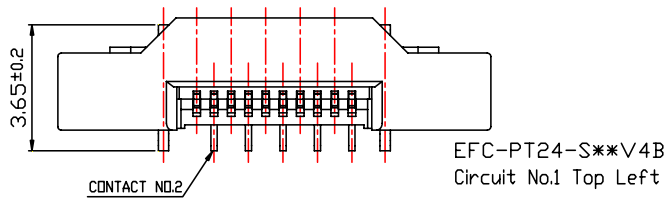


Table 1

PDS.	Dim. X
4~50pin	4.86mm
51~60pin	5.36mm



EFC-PT24-S**V4*
 Connection Style: Straight (Vertical) Type



PCB LAYOUT (REF.)