

# DF30DB80 Thru DF30DB160

**High Current Glass Passivated Molding Three -Phase Bridge Rectifier**

**Reverse Voltage 800 to 1600V Forward Current 30A**

## FEATURES

- I Plastic Package has Underwriters Laboratory Flammability Classification 94V-0
- I High current capacity with small package
- I Glass passivated chip junctions
- I Superior thermal conductivity
- I High IFSM



### 1. Maximum & Thermal Characteristics Ratings at 25°C ambient temperature unless otherwise specified.

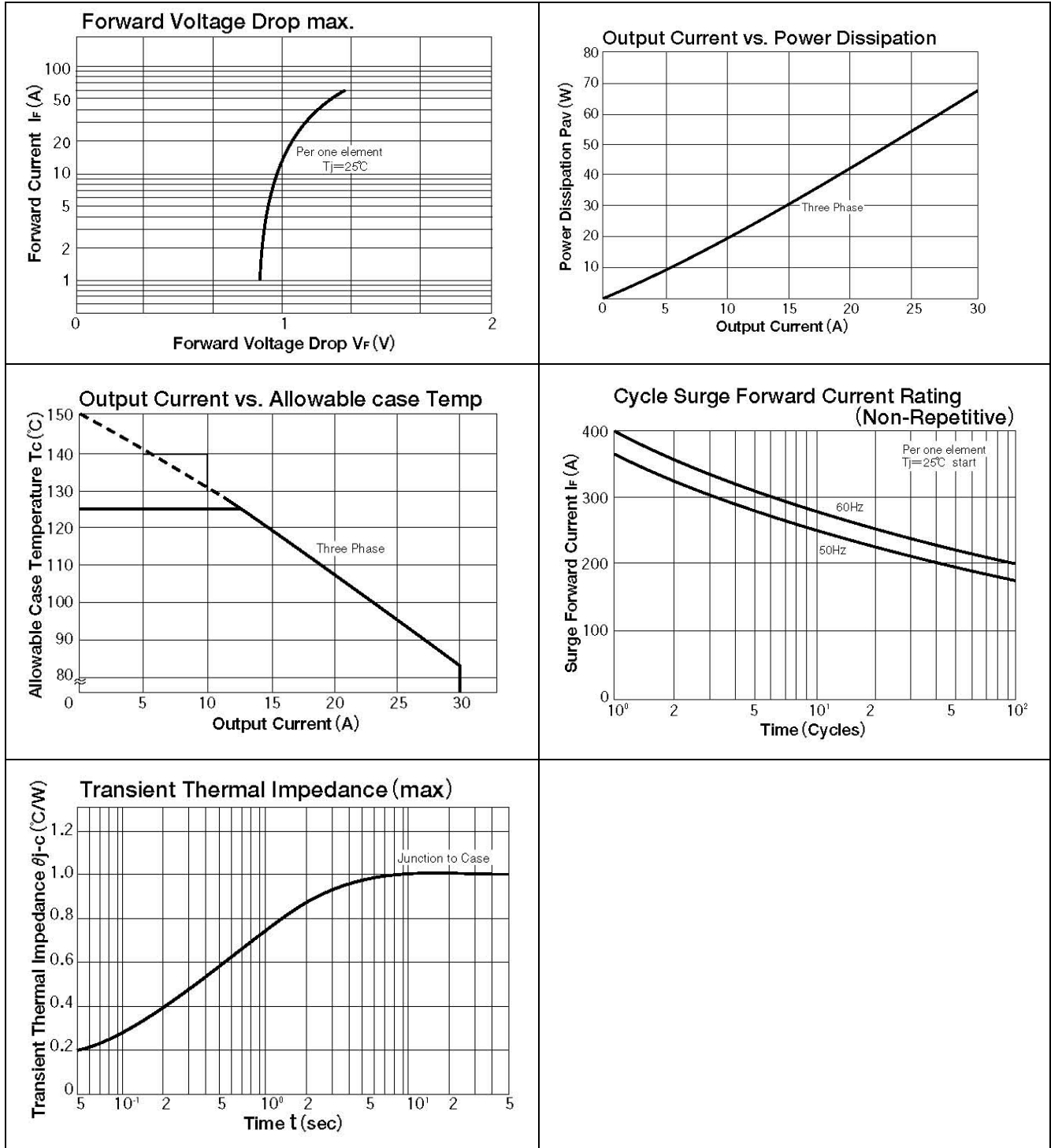
Item	Symbol	DF30DB80	DF30DB120	DF30DB160	Unit
Maximum repetitive voltage	$V_{RRM}$	800	1200	1600	V
Non-repetitive peak reverse voltage	$V_{RSM}$	900	1300	1700	V

Symbol	Item	Conditions	Ratings	Unit
$I_D$	Output current(DC)	Three phase, full wave,, $T_c=83^\circ\text{C}$	30	A
$I_{FSM}$	Forward surge current	1 cycle,50/60Hz,peak value,non-repetitive	365/400	A
$T_j$	Junction temperature		-55 to 125	$^\circ\text{C}$
$T_{stg}$	Storage Temperature		-55 to 125	$^\circ\text{C}$
Viso	Isolation Breakdown Voltage (R.M.S)	Main Terminal to case 1 minute	2500	V
	Mounting Torque (M4)	Recommended Value 1.0-1.4 (10-14)	1.5 (15)	N.m (kgf.cm)
	Mass	Typical Value	32	g

Symbol	Item	Conditions	Ratings	Unit
$I_{RRM}$	Repetitive peak reverse current,max.	$T_j=150^\circ\text{C}$ at $V_{RRM}$	1.5	mA
$V_{FM}$	Forward Voltage Drop,max.	$I_{FM}=15\text{A}, T_j=25^\circ\text{C}$ Inst. Measurement	1.05	V
$R_{th(j-c)}$	Thermal Impedance max.	Junction to case	1.0	$^\circ\text{C}/\text{W}$

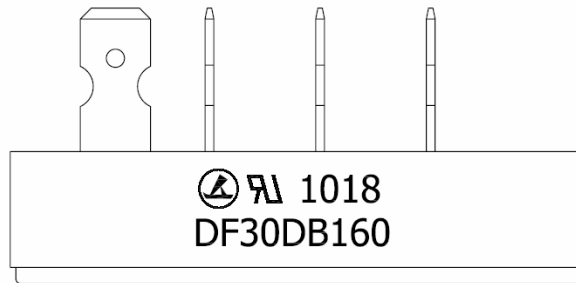
# DF30DB80 Thru DF30DB160

## 2. Ratings and Characteristic Curves ( $T_A = 25^\circ\text{C}$ unless otherwise noted )



# DF30DB80 Thru DF30DB160

## 3. Marking Identification

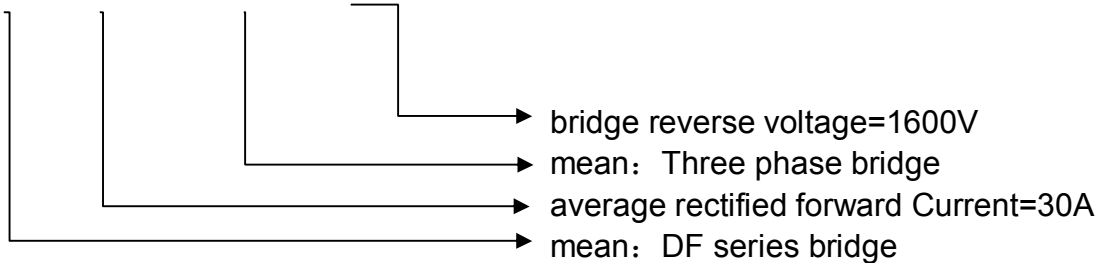


### Note:

生产日期码包含4位数字，例如“1018”，前两个数字“10”表示为2010年，另外二个数字“18”是指第18周，即表示该产品为2010年18周生产。

型号:

**DF    30    DB    160**



## 4. Dimension

