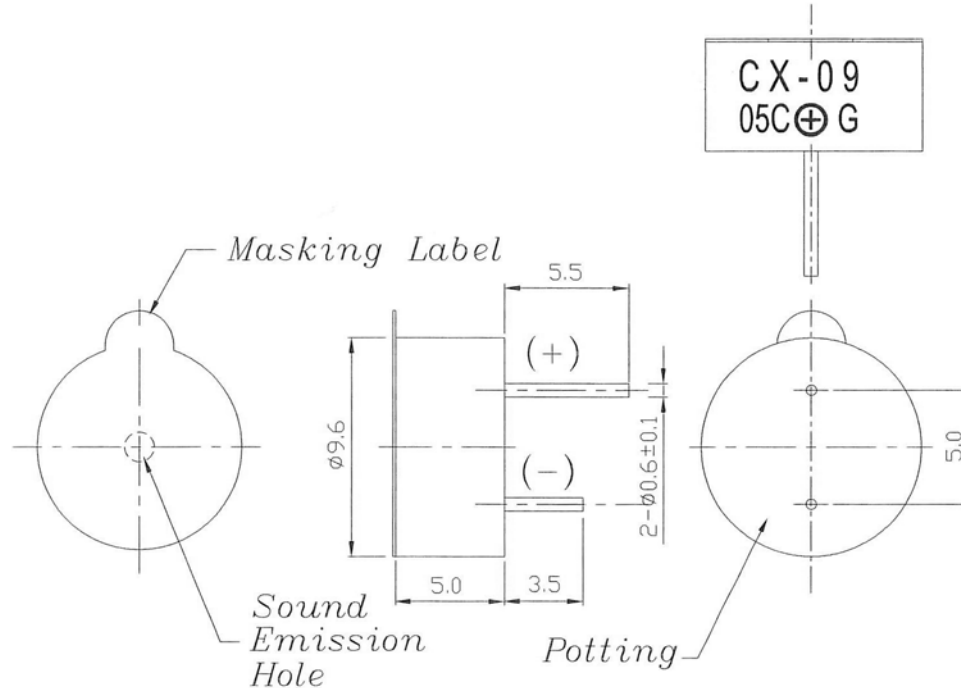


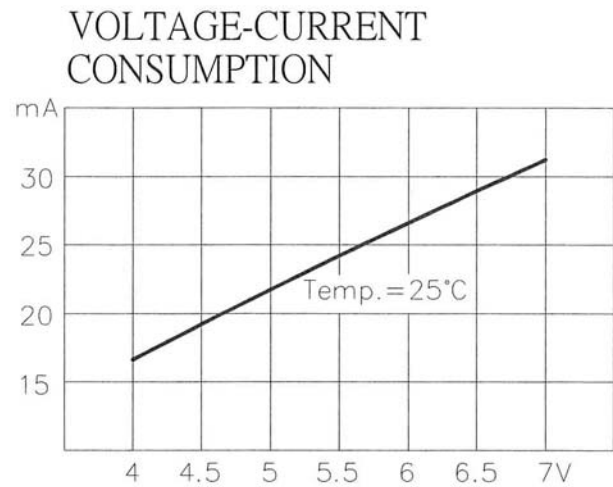
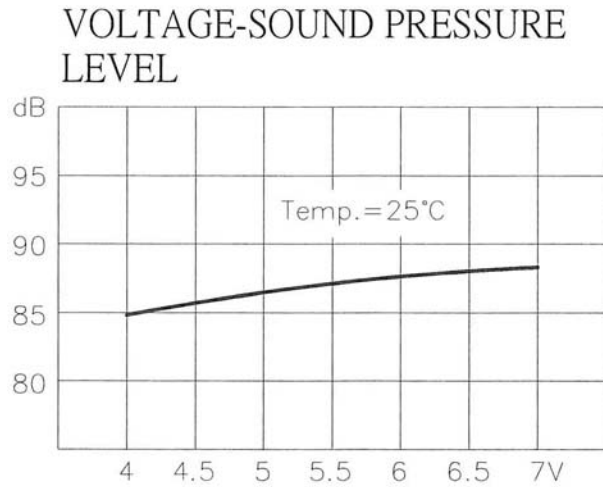
**Specifications**

Rated voltage	5.0 V dc	
Operating voltage	4.0 ~ 7.0 V dc	
Mean current	35 mA max.	
Sound output	80 db min. (87 typical)	at 10 cm / 5 V dc
Resonant frequency	2730 ±300 Hz	
Operating temperature	-30 ~ +70° C	
Storage temperature	-40 ~ +85° C	
Dimensions	ø9.6 x H5.0 mm	
Weight	0.6 g	
Material	PBT (Black)	
Terminal	PIN type (Au Plating)	
RoHS	yes	

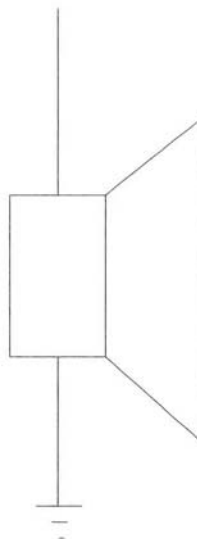
**Appearance Drawing**

Tolerance: ±0.5



**Voltage: Sound Pressure Level / Voltage: Current Consumption**

**Measurement Method**

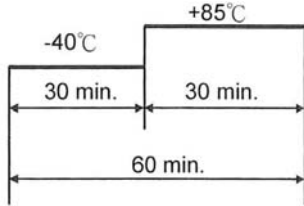
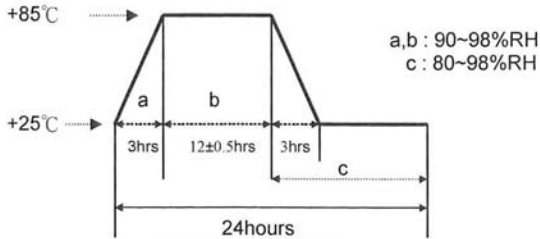
+V DC



**Mechanical Characteristics**

Item	Test Condition	Evaluation Standard
Solderability	Lead terminals are immersed in solder bath of $270 \pm 5^{\circ}\text{C}$ for $3 \pm 1$ seconds.	95% of the surface of the lead pads must be wet with solder.
Soldering Heat Resistance	Lead terminals are immersed up to 1.5mm from the buzzer's body in a solder bath of $260 \pm 5^{\circ}\text{C}$ for $3 \pm 1$ seconds.	No interference in operation.
Terminal Mechanical Strength	For 10 seconds, the force of 9.8N (1.0kg) is applied to each terminal in axial direction.	No damage or cutting off.
Vibration	The buzzer shall be measured after applying a vibration amplitude of 1.5 mm with 10 to 55 Hz band of vibration frequency to each of the 3 perpendicular directions for 2 hours.	After the test, the part shall meet specifications without any damage to the appearance or performance. The SPL should be within $\pm 10$ dBA of the initial SPL measurement.
Drop Test	The part will be dropped from a height of 75 cm onto a 40 mm thick wooden board 3 times in 3 axes (X, Y, Z) for a total of 9 drops.	

**Environment Test**

Item	Test Condition	Evaluation Standard
High temp. test	The part will be subjected to $+85^{\circ}\text{C}$ for 96 hours.	
Low temp. test	The part will be subjected to $-40^{\circ}\text{C}$ for 96 hours	
Thermal shock	The part will be subjected to 10 cycles. One cycle will consist of: <div style="text-align: center;">  </div>	
Temp./Humidity cycle	The part shall be subjected to 10 cycles. One cycle will last for 24 hours and consist of: <div style="text-align: center;">  </div>	After the test, the part shall meet specifications without any damage to the appearance or performance. After 4 hours at $25^{\circ}\text{C}$ , the SPL should be within $\pm 10$ dBA of the initial SPL measurement.

## Reliability Test

Item	Test Condition	Evaluation Standard
Operating (Life Test)	<p>1. Continuous life test: The part will be subjected to 72 at +55°C with 5.0 V dc applied.</p> <p>2. Intermittent life test: A duty cycle of 1 minute on, 1 minute off, a minimum of 10,000 times at room temp (+25 ±10°C) with 5.0 V dc applied.</p>	<p>After the test, the part shall meet specifications without any damage to the appearance or performance. After 4 hours at 25°C, the SPL should be within ±10 dBA of the initial SPL measurement.</p>

## Test Conditions

Standard Test Condition	a) Temperature: +5 ~ +35°C	b) Humidity: 45 - 85%	c) Pressure: 860-1060 mbar
Judgement Test Condition	a) Temperature: +25 ±2°C	b) Humidity: 60 - 70%	c) Pressure: 860-1060 mbar

## Packaging

