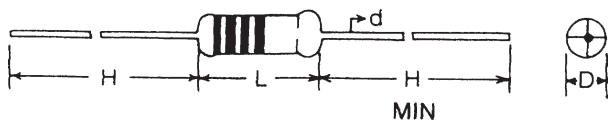


INTRODUCTION

High quality thermally conductive ceramic core with carbon film and conformally protected by multiple epoxy coatings.



DIMENSIONS (mm)

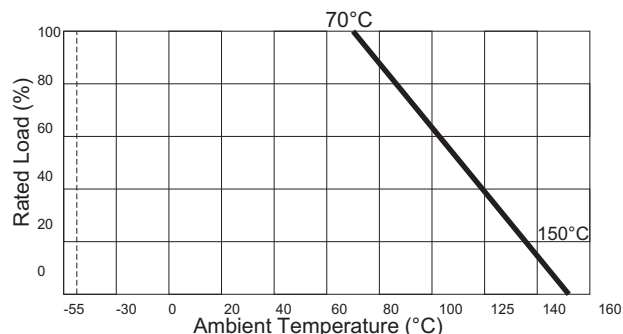
Type	Small Type	L±.5	D±.5	H	d±.05	Standard Tape	Packing
CR12	CR25M	3.7	1.6	20	0.5	T52	5000
CR25	CR50M	6.5	2.5	20	0.6	T52	5000
CR50S		8.5	2.8	20	0.6	T52	5000
	CR100S	9	3.7	20	0.7	T52	2500
CR100		11	4.5	26	0.8	T73	2000
CR200		16	5	26	0.8	T73	1000

•Special tape to tape size by request

FEATURES

- Exceptional Long Term Stability
- Flameproof Coating Available
- Special Values May Be Requested

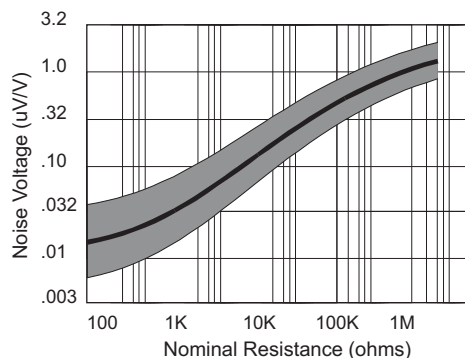
DERATING CURVE



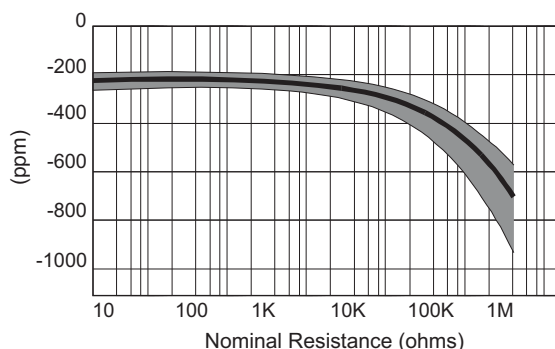
SPECIFICATIONS

TYPE	CR12	CR25M/25	CR50M/50S	CR100S/100/200
Rated Wattage at 70°C	0.125W/0.16W	0.25W	0.50W	1W/2W
Max. Working Voltage	200V	250V	350V	500V/750V
Max. Overload Voltage	400V	500V	750V	1000V
Resistance Tolerance	J(±5%) G(±2%)	J(±5%) G(±2%)	J(±5%) G(±2%)	J(±5%) G(±2%)
Ambient Temperature Range.	-55°C ~ +155°C	-55°C ~ +155°C	-55°C ~ +155°C	-55°C ~ +155°C
Life	±3% MAX ±2% AVG	±3% MAX ±2% AVG	±3% MAX ±2% AVG	±3% MAX ±2% AVG
Resistance Temp. Characteristics (At 25°C ~ 105°C)	<100K ohm ±4% <1M ohm ±4% <1.5M ohm ±4% <3.3M ohm ±4%	<100K ohm ±4% <1M ohm ±10% <1.5M ohm ±14%	<100K ohm ±4% <1M ohm ±6% <1.5M ohm ±8% <3.3M ohm ±12%	<100K ohm ±4% <1M ohm ±6% <1.5M ohm ±12%
Temperature Cycle	±1%	±1%	±1%	±1%
Short-time Overload	±1%	±1%	±1%	±1%
Moisture Resistance	±3% MAX	±3% MAX	±3% MAX	±3% MAX
Terminal Strength	±0.5%	±0.5%	±0.5%	±0.5%
Soldering Heat	±0.5%	±0.5%	±0.5%	±0.5%
Shock and Vibration	±1%	±1%	±1%	±1%
Resistance Range ±5%	1 ohm ~ 10M ohm	0.5 ohm ~ 22M ohm	0.5 ohm ~ 22M ohm	0.5 ohm ~ 22M ohm

CURRENT NOISE



SURFACE TEMPERATURE RISE



PART NUMBER EXAMPLE

CR 25 R - 10K - J